

**WESTERN HORSE
ASSOCIATION OF
ONTARIO**

RULES AND BY-LAWS

2012-2013

INDEX

CONSTITUTION:

Purpose:

BY-LAW NO. 1

HEAD OFFICE:

SEAL:

II. MEMBERSHIP:

Sec. 1

Sec. 2

Sec. 3

III. ANNUAL DUES:

ELECTIONS:

IV. OFFICERS:

Board of Directors

V. DUTIES OF THE OFFICERS

Board of Directors

The President

Vice-President

Secretary

Treasurer

Past President

Protection of Directors and Officers

Indemnity of Directors and Officers

VI. MEETINGS

Membership Meetings

Directors' Meetings

Without Notice:

VII. QUORUMS:

Membership Meetings

Board of Directors

Special Membership Meetings

VIII. ELIGIBILITY TO VOTE:

Definition

Youth Members

IX. AMENDMENTS TO THE BY-LAWS:

Amendments

X. COMMITTEES & APPOINTMENTS

Executive Committee
Show Committee
Rulebook Committee
Judges Committee
Publicity Committee (Newsletter)
Government Committee (O.E.F.)
Awards Committee
Nominating Committee
Additional Committees

- 100. GENERAL RULES
- 101. BITS
- 102. SHOW CONDITIONS
- 103. CONDUCT
- 104. CRUELTY
- 105. VIOLATIONS, PROTESTS and HEARINGS
- 106. GUIDELINES for RING STEWARDS
- 107. RULES for JUDGES
- 108. REQUIREMENTS TO BECOME A JUDGE
 - 109 Requirements to become a Junior Judge
 - 110 Promotion from a Junior Judge to a Senior Judge
- 111. SPECIAL CLAUSE
- 112. REQUIREMENTS TO MAINTAIN A SENIOR JUDGE'S CARD:
- 113. WESTERN HORSE ASSOCIATION YEAR END AWARDS POLICY
 - 114. MEMBERSHIP
 - 115. POINT TABULATION
 - 116. AWARDS
 - 117. AMATEUR AND YOUTH AWARDS
 - 118. ALL - AROUND PERFORMANCE HORSE
 - 119. ALL - AROUND GAMES HORSE
 - 120. HIGH POINT YOUTH PERFORMANCE RIDER

- 121. HIGH POINT YOUTH GAMES RIDER
- 122. AMATEUR CLASSES
- 123. GENERAL RULES – PERFORMANCE EVENTS

- 124. CLASS RULES - PERFORMANCE EVENTS
 - 125. SHOWMANSHIP AT HALTER
 - 126. WESTERN PLEASURE CLASS
 - 127. HORSEMANSHIP
 - 128. WALK-JOG
 - 129. LEAD LINE CLASSES
 - 130. TRAIL HORSE
 - 131. WESTERN RIDING HORSE
 - 132. VERSATILITY CLASS
 - 133. COMMAND CLASS
 - 134. REINING CLASS

- 135. ENGLISH PERFORMANCE RULES

- 136. PERSONAL APPOINTMENTS

- 137. TACK APPOINTMENTS
 - 138. OPTIONAL APPOINTMENTS
 - 139. PROHIBITED APPOINTMENTS

- 140. ENGLISH PERFORMANCE CLASS RULES
 - 141. HUNTER UNDER SADDLE
 - 142. ENGLISH EQUITATION
 - 143. WORKING HUNTER
 - 144. HUNTER HACK

- 145. GENERAL RULES - TIMED EVENTS

- 146. CLASS RULES - TIMED EVENTS
 - 147. DASH FOR CASH
 - 148. CLOVERLEAF BARREL RACE
 - 149. POLE BENDING
 - 150. STAKE RACE
 - 151. FLAG RACE
 - 152. KEYHOLE RACE
 - 153. TEXAS SPEED & ACTION

- 154. GENERAL RULES -PONY CLASSES

******changes to this edition are in bold and italicized******

CONSTITUTION:

Purpose:

To promote horsemanship in Ontario, cultivate relationships with other similar organizations, designate shows as Western Horse Corporation of Ontario approved point award shows, and define rules for the conduct of such shows. To develop and encourage youth riders. To coordinate and communicate information among the members and schedule of performances. To encourage the establishment and affiliation of local clubs and corporations of horsemen and horsewomen. And it is hereby ordained and declared that the Corporation shall be carried on without the purpose of gain for its members and any profits of other accretions to the Corporation shall be used in promoting its objects.

BY-LAW NO. 1

A By-Law relating to the transaction of the business and affairs of the Corporation. Be it enacted, by the Directors of the Corporation as a By-Law thereof, as follows:

HEAD OFFICE:

The Head Office of the Corporation shall be at such place in the Province of Ontario, as the Directors of the Corporation shall determine.

SEAL:

The seal, an impression of which is stamped on the margin hereof, shall be authenticated by the signature of the President and Secretary or by the signature of officers or persons as the Board may from time to time appoint.

II. MEMBERSHIP:

Sec. 1

The membership shall be composed of a family or individuals who have paid their dues for the current fiscal year January 1st – December 31st.

Sec. 2

- A. Individual Members shall be entitled to one (1) vote per member and family memberships are entitled to two (2) votes at general meetings of the Corporation; they shall be entitled to participate in any distribution of the property of the Corporation upon dissolution of the Corporation; and they shall pay annual membership dues in accordance with the provisions of the by-laws of the Corporation.
- B. Life Members in the Corporation may be granted, without membership dues, in recognition of outstanding service to the Corporation. Nominations for Life Membership may be proposed and seconded by members and presented to the Board of Directors for their approval. Life membership includes all the rights of an individual member.
- C. Honorary Life Members - The Corporation may appoint Honorary Life Members at a General Meeting of the Board of Directors have by resolution names the proposed member or members and recommended that such appointment be made, but such Honorary Members shall take no part in the management of the Corporation's affairs, nor have voting privileges. The position shall be purely honorary.

Sec. 3

- A. Disciplinary Action: Members who conduct themselves in an unbecoming manner may have their membership cancelled by the Board of Directors and points earned by them and their designated horses forfeited.
- B. Any unsportsmanlike conduct by an exhibitor, owner, or a representative acting on behalf of the exhibitor or owner, will be considered to be prejudicial to the best interest of the Corporation and may be subject to the holding of a hearing by the Directors of the W.H.A.O. for disciplinary action.
- C. Whenever anyone shall be accused of any violation, he shall be given not less than fifteen (15) days notice of a time and place for hearing such accusation by the Directors, at which time and place he shall have the opportunity, in person, or by council, to be heard to present evidence in his own behalf and to hear and refute evidence offered against him.
- D. The decision and action of such Directors shall be final and binding

on all parties. When a member is disciplined, suspended or expelled or a non member is denied membership privileges, or when a member or non-member is temporarily suspended by the Directors, or for the non-payment of entry fees, the name and address of such member or non-member may be published in the official publication of the Western Horse Corporation of Ontario.

III. ANNUAL DUES:

The amount of the annual dues shall be set from time to time by the Board of Directors.

ELECTIONS:

- A. At the annual meeting a Board of Directors shall be elected to service for one year term. All members of good standing shall be allowed to vote. A slate of officers shall be presented by the nominating committee and nominations will then be accepted from the floor in accordance with rule IV.
- B. Election will be by a majority vote of those in attendance with no proxy votes.

IV. OFFICERS:

Board of Directors

- A. There shall be a Board of Directors of the Corporation which shall consist of the President, Vice President, Secretary, Treasurer, Immediate Past President, plus a minimum of five (5) Directors. The Board of Directors will vote to determine the appointment of President, Vice President, Secretary and Treasurer.
- B. All members of the Board of Directors shall be Officers of the Corporation.
- C. Members nominated for office on the Board of Directors must signify their acceptance of the nomination in person or in writing at the Annual Meeting in order for their nomination to stand. This rule applies as well to nomination of Directors for the positions of President and Vice-President at the first monthly Board of Directors meeting. All elected officers must be members in good standing.
- D. A member nominated for office on the Board of Directors must be a member in good standing in order to be elected to office for the

following year.

- E. All officers shall be elected at the Annual Meeting and hold office for the following full year.

V. DUTIES OF THE OFFICERS

Board of Directors

The Board of Directors shall direct the affairs of the Corporation and appoint the persons to the committee and positions as covered in this schedule of By-Laws.

The President

The President shall be the Chief Executive Officer of the Corporation and shall preside at all meetings of the Board of Directors. He shall see that the by-laws, rules and regulations of the Corporation are enforced, and shall perform all other duties that may be prescribed from time to time by the Board of Directors. He shall be ex officio member of all committees.

Vice-President

The Vice-President shall be vested with all the powers and shall perform all the duties of the President in the absence or disability or refusal to act of the President. He shall also have such other powers and duties, if any, as may from time to time be assigned to him by the Board.

Secretary

The Secretary shall have charge of the Corporate Seal and the Minute Book of the Corporation, and shall record in such book minutes of all meetings of Directors, and of such other proceedings as the Board may direct. Unless some other Officer is specifically charged with the duty, he shall also keep, or cause to be kept, such books and records as the Corporation is required to keep under the provisions of the Ontario Corporations Act.

Treasurer

The Treasurer shall record and have custody of the Corporation's funds and disperse funds at the direction of the Board of Directors. The Treasurer shall attend meetings of the membership and the Board of Directors and provide a financial report at those meetings. All cheques must be signed by the Treasurer. There must be three (3) signing

officers for cheques with two (2) officers signing at all times.

Past President

The Past President is a Director of the Corporation and shall have the same rights and obligations as other Directors, including a vote at all Director Meetings.

Protection of Directors and Officers

No Director or Officer of the Corporation shall be liable for the acts, receipts, neglect or default of any other Director or Officer, or for any loss or damage arising from the bankruptcy, insolvency or tortuous act of any person with whom any of the monies, securities, or effects of the Corporation shall be deposited, or for any loss occasioned by any error of judgment or oversight on his part or for any other loss, damage or misfortune whatever, which shall happen in the execution of the duties of his office or in relation thereto, unless the same shall happen through his own dishonesty.

Indemnity of Directors and Officers

Every Director or Officer of the Corporation and his heirs, executors and administrators, and estate and effects respectively, shall from time to time and at all times be indemnified and saved harmless out of the funds of the Corporation from and against:

- a) all costs, charges and expenses whatsoever, which such Director or Officer sustains or incurs in or about any action, suits or proceedings which is brought, commended or prosecuted against him for or in respect of any act, deed, matter or thing whatsoever made, done or permitted by him in or about the execution of the duties of his office.
- b) All other costs, charges and expenses which he sustains or incurs in or about or in relation to the affairs thereof, except such costs, charges or expenses as are occasioned by his own willful neglect or default.

VI. MEETINGS

Membership Meetings

There shall be at least one Annual Membership meeting per year. The Officers shall be elected by the membership at the Annual Meeting. All

other meetings will be scheduled at the discretion of the Board of Directors.

Directors' Meetings

Directors' Meetings may be convened by the President, or by two (2) Directors at any time and at any place on at least five days notice delivered, mailed, telephoned or emailed to each Director, and such notice shall be given by the Secretary, if so required by the person or persons convening the meeting, and once delivered, mailed, telephoned or emailed, the notice shall be deemed to have been received by each Director. The Minutes of the Directors' meetings shall stand approved if no objection is raised within seven (7) days by anyone who was in attendance at such meeting. A Board of Directors Meeting must be held within a sixty (60) day period and the date of the next shall be set by the attending directors at the end of each meeting.

Without Notice:

Directors' Meetings may also be held at any time and at any place without formal notice, if all the Directors are present and if those absent waive notice and consent to the holding of the meeting.

Attendance: Any member of the Board of Directors missing three (3) Directors' Meetings without notice may forfeit his privilege of being a Director and may be asked to resign his position.

Vacancies: Any other vacancies will be filled by appointment of the President with the approval of a majority vote of the Board of Directors.

Voting: At a meeting of the Board of Directors, each Director present shall have one (1) vote on every question and in the case of an equality of votes the Chairman of the meeting shall have the casting vote.

VII. QUORUMS:

Membership Meetings

At Membership Meetings, a quorum shall consist of those Members of the Corporation that are present, four (4) of whom shall be Directors.

Board of Directors

At Board of Directors' Meetings, a quorum shall consist of fifty percent (50%) of the voting Officers.

Special Membership Meetings

Special Membership Meetings may be called by either:

- a) a majority vote of the Board of Directors;
- b) By the Secretary upon receipt of a written request signed by ten (10) members of the Corporation, in good standing. The purpose of the meeting must be specified in the request. The Secretary, in calling the Special Membership Meeting, must advise all members by mail at least fifteen (15) days prior to the meeting. At Special Membership Meetings quorum rules as for a Membership Meeting shall apply.

VIII. ELIGIBILITY TO VOTE:

Definition

All individual Members, and the member and spouse participating in a Family Membership, whose dues are paid and in good standing, shall be eligible to vote at Membership Meetings.

Youth Members

A Youth Member shall be a person who is eighteen (18) years of age or younger as of January 1st of the calendar year. A Youth Member, while eligible to compete for annual trophies and awards, shall not be eligible to cast votes.

IX. AMENDMENTS TO THE BY-LAWS:

Amendments

Proposed amendments to the By-Laws shall be presented to the Membership. Amendments must be made available to the membership thirty (30) days prior to the Membership Meeting where the Amendments must be voted on. Any proposed changes to the Amendments by a member(s) must be submitted to the Secretary no less than ten (10) days prior to the Membership Meeting. Such amendments must carry the signature of the persons proposing and seconding the amendment.

X. COMMITTEES & APPOINTMENTS

The Board of Directors will be responsible for electing or appointing the Chairman of each committee. A Director from the Board will serve on each committee but need not be the Chairman. The President of the Corporation is automatically a member of every committee. The Board may select or appoint all the members of every committee, or may delegate this authority to the Chairman of each committee. Every committee, its Chairman, officers, delegates, members and appointees, must report to the Board of Directors. The Chairman of each committee must submit to the Board:

- a) their objectives with a list of priorities;
- b) the terms of reference and jurisdiction;
- c) a budget;
- d) a schedule of proposed meetings.
- e) recommendations for action

Executive Committee

The executive committee shall be composed of any five Directors or more present. The executive committee meetings shall be held in conjunction with and simultaneously with, that of the Board of Directors. The minutes of the Board the Directors, will be the minutes of the Executive Committee and visa versa. Meetings of the executive committee well be held if and only when, a quorum of fifty percent (50%) of voting Officers are not present at a regular Directors Meeting. At this time only, shall the Executive Committee have the power to conduct all business and affairs of the Corporation with the exception of appointing Board vacancies, the removal of Directors, disciplinary action and reinstatement, by - law changes and membership fees. All decisions taken shall become part of the Director's minute book.

Show Committee

The Show Committee consisting of a minimum of three (3) members, one of whom must be a member of the Board of Directors, shall be in charge of all arrangements for Corporation approved shows. This committee shall sanction shows as approved by the Corporation in dealings with sponsoring bodies. The Show Committee may assign to individual members of the Corporation, the task of co-ordinating individual shows. It shall be the responsibility of the Show Committee to ensure that the sponsoring body in every case understands its obligation to provide:

- a) adequate show grounds,
- b) adequate practice grounds,
- c) adequate spectator facilities, i.e. washroom facilities,
- d) an approved judge,
- e) an approved Ring Steward,
- f) adequate announcer,
- g) a ring crew,
- h) adequate secretary,
- i) adequate equipment,
- j) Adequate prize money & trophies.

It shall be the responsibility of the Show Committee to present to the Board of Directors a list of proposed shows to be sanctioned by the Corporation as "Point Award" shows.

Rulebook Committee

The Rulebook Committee consisting of a minimum of three (3) members, one of whom must be a member of the Board of Directors, shall receive all suggested rule changes, word them in a legal manner, without change of intent, and present them to the Board of Directors for consideration.

Judges Committee

The Chairman and all committee members will be appointed by the President with the approval of a majority vote of the Board of Directors.

The Judges' Committee shall consist of a minimum of five (5) senior members and a maximum of seven (7) senior members of the Western Horse Corporation of Ontario, one of whom must be a member of the Board of Directors. A maximum of fifty percent (50%) of the voting members of this committee may be Senior Judges.

It shall be the duty of this committee to peruse all applications for Junior and Senior Judges, to receive and act upon any complaints regarding conduct or performance of Judges and to report recommendations to the Board of Directors.

The judges Committee shall be an on - going committee, so that continuity can be maintained in managing the affairs of the Judges Committee. A seat in this committee may be revoked with just cause by the Board of Directors. Should a person resign or be revoked from this committee, his or her replacement may be appointed by the Board of Directors.

Publicity Committee (Newsletter)

A Publicity Committee consisting of a minimum of three (3) members, one of whom must be a member of the Board of Directors, shall be appointed. The Duty of the Publicity Committee shall be to work in liaison with the media to bring favourable publicity to the Corporation.

Government Committee (O.E.F.)

A Government Committee consisting of a minimum of three (3) members, one of whom must be a member of the Board of Directors, shall be appointed. Duties of the Government Committee shall be to work with various local, regional, and provincial bodies and authorities and persons to obtain the maximum financial and other support for the Corporation.

Awards Committee

The Awards Committee consisting of a minimum of three (3) members, one of whom must be a member of the Board of Directors, shall be appointed. Duties of the Awards Committee shall be to work with municipal, government and private organizations and individuals to obtain adequate and suitable awards for the Corporation.

Nominating Committee

The Nominating Committee shall consist of four (4) members in good standing of the Corporation, a minimum of two (2) must be selected from the current officers of the Corporation. They shall be appointed by the President. The duty of this committee is to evaluate all members in order to propose a complete slate of officers for the upcoming election. In the event that no further nominations are received at the general meeting, the slate will be elected by acclamation.

Additional Committees

In addition to the above committees, additional committees may be formed as deemed necessary.

100. GENERAL RULES

The following general rules apply to all classes or events, and failure to comply with them will result in disqualification. The Judge's decision is final. The Judge may disqualify any exhibitor from a class for

misconduct. Where there is an apparent contradiction between a General Rule and a rule listed in a specific class, the class rule will take precedence over the General Rule for that class only.

1. All classes maybe open or restricted to include, Amateur, Youth, Local Limited, Men's, Ladies or Junior / Snaffle Bit (5 years and under). Added monies maybe added to any class designating that class as a Stake class.
2. All exhibitors, agents, and owners are subject to WHAO rules and regulations.
3. Guidelines for Rules not covered by the W.H.A.O. will then follow those of the A.Q.H.A. or **E.C.** where applicable.
4. An individual is classified as an exhibitor if he designated himself on the entry form as exhibitor, or authorizes another to designate him exhibitor on the entry form. He signs the entry form on behalf of himself or another or causes an agent or representative to sign it.
5. All youth exhibitors must have a parent or guardian sign their entry form.
6. Youth Rider: any rider 18 years or under as of January 1st of the current year. Youth competitors may not exhibit a stallion in any class. Married contestants, regardless of age are ineligible for competition in Youth classes.
7. Amateur Rider - any rider ineligible for youth events who qualifies under W.H.A.O. Amateur rules and has a current W.H.A.O. Amateur card.
8. Senior Rider - any rider nineteen (19) years or over as of January 1 of the current year.
9. Horses to be shown in serviceable western tack (silver not to count), including western stock saddle with standard rigging and girthing. Rider to be neatly dressed in suitable western show attire including western hat or CSA approved helmet, shirt with collar (band, stand up, tuxedo, etc) to be tucked in, western boots, chaps or jeans or show pants. Short-sleeved shirts are permissible, but long-sleeved shirts must be rolled down and buttoned.
10. Splint boots may be used in Horsemanship, Western Riding, Reining and all timed event classes.

11. With regard to the required personal appointments and tack appointments for English classes, see regulations listed in the respective section of the rule book.
12. A horse must be fourteen (14) hands or over (to be measured with a regulation horse measuring stick, ruled off in "hands"), and on a hard level surface, to be measured with or without shoes (the way he was shown that day), and serviceably sound, and properly groomed to be eligible for any class or event. A pony is under fourteen (14) hands (measured with a regulation horse measuring stick, ruled off in "hands"), and on a hard level surface, to be measured with or without shoes (the way he was shown that day), and serviceably sound, and properly groomed to be eligible for specified classes or events.
13. Any unmanageable horse in the ring may be disqualified from that class at the discretion of the Judge.
14. Any rider deliberately interfering with, colliding with or cutting off other riders is to be disqualified.
15. A horse can only be entered once in each class or event at a show.
16. A horse will not be allowed to compete unless proper entry has been made, and both horse and rider have fulfilled all rules as required. Entries shall not be accepted after the class has been officially started.
17. Any excessive or abusive spurring or whipping of a horse in or out of the show ring will constitute disqualification. Any spurring or whipping in front of the cinch will also constitute disqualification. Riding crops and the use of an "Over and Under" (no whips) may be used in Timed Events. Riding crops may be used in English Classes.
18. Horses must enter and leave show ring or arena under control, unless otherwise advised by Judge or Show Committee. Also, riders must use discretion when riding on show grounds.
19. No handlers (except in Versatility and Lead Line) will be permitted inside the ring.
20. In any class or event requiring equipment, such as Trail Horse, Pole Bending, etc., contestants must not use the show's equipment for practicing before the class or event begins, **on penalty of disqualification at show management's discretion. However a**

warm-up may be provided for those using the equipment.

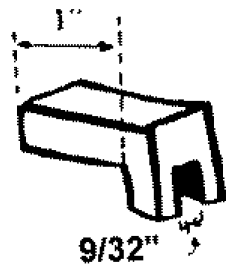
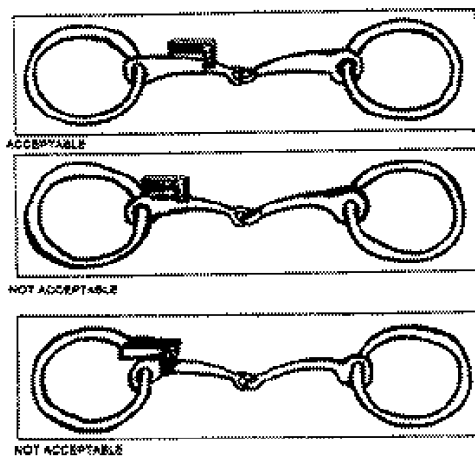
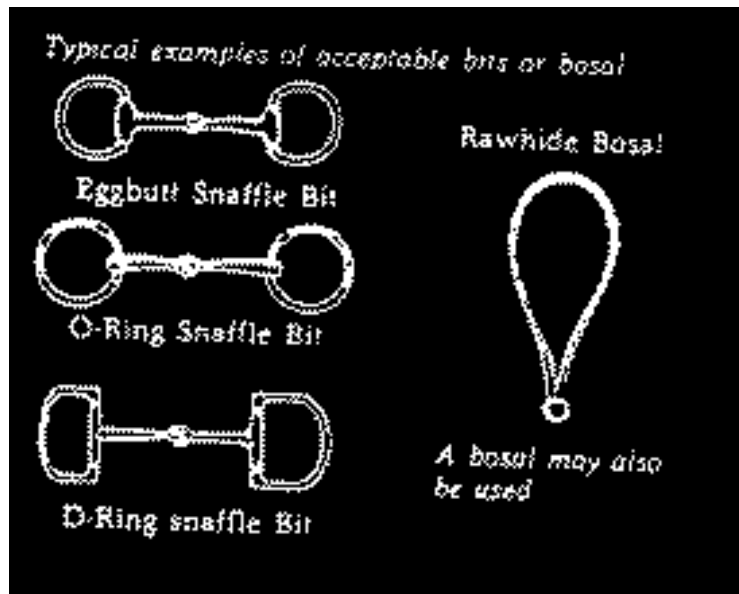
21. In all classes, any rider and/or horse which falls during performance is automatically disqualified. A rider has fallen when he/she has to re-mount in the ring. A horse has fallen when both the shoulder and haunch touch the ground.
22. All contestants entered in a class to be judged, must assemble at the entrance to the arena in ample time for the judging to start promptly and to continue without delay, and shall remain there (except when competing) until dismissed by the Judge, unless the Judge shall otherwise direct. A tardy contestant may be denied competition.
23. It is mandatory that all W.H.A.O. senior and junior Judges know and adhere to the rules and regulations of the Corporation. All protests (if any) must be in writing and delivered to a senior representative of the W.H.A.O. or to the W.H.A.O. Judges Committee Chairman, within 72 hours of the show date, stating the cause of the protest and signed by the complainant, and accompanied by \$25 in cash, which shall be forfeited to the Corporation if the protest be not sustained.
24. No one shall approach a Judge with regard to a decision unless he first obtains permission from the ring steward, who shall arrange an appointment with the Judge at a proper time and place. The conversation must be in the presence of the ring steward or other show officials. Any exhibitor who is abusive to a Judge will be immediately reported to the Association for disciplinary action.
25. A Judge shall have the authority to require the removal or alteration of any piece of equipment. ***In all classes if a horse's mouth is found to be bloody, disqualification is at judge's discretion. Judge may also disqualify a horse for an open, raw or bleeding sore.***
26. Bits are to be dropped ***for the entire class*** at the Judges' discretion.
27. No more than eight (8) horses may hand gallop at one time in any class, including command classes.
28. No person shall cause to be administered internally or externally to a horse, either before or during an approved event, any medication, drug or mechanical device, or artificial appliance which is of such character as could affect its performance at that event. Upon discovery of the administration of such drug, medication, or

mechanical device or artificial appliance, the show management shall immediately disqualify the horse and report the matter to the Association. False tales are legal. Any action or substance administered internally or externally, whether drugs or otherwise, which may interfere with the testing procedure or mask or screen the presence of such drug, is forbidden.

29. Presence of such medication or drug in a horse participating in a W.H.A.O. approved event shall, in addition to its disqualification by the show management, be grounds for the Directors or appropriate committee of the Corporation to bar the horse from participation in future W.H.A.O. approved events or shows for such a period as determined appropriate.

101. BITS

1. Any Junior horse or pony five (5) years and under may be shown in a snaffle bit or bosal with two hands in all Performance classes.
2. A braided rawhide or leather bosal may be used in lieu of a snaffle, but no larger than 3/4" (three-quarter inch) diameter at the cheek, must be a minimum of a 2-finger space (approximately 1-1/2") between the bosal and nose; absolutely no rigid material under the jaw or on the noseband, but may have a flexible cable core
3. Reference to Snaffle Bits in Western Performance Classes mean the conventional O-ring, egg-butt or D-ring with a ring no larger than four (4) inches. The inside circumference of the ring must be free of rein, curb or headstall attachments which would provide leverage. The mouthpiece should be round, oval or egg-shaped, smooth and unwrapped metal. It may be inlaid, but smooth or latex-wrapped. The bars must be a minimum of 5/16 inch in diameter, measured one (1) inch in from the cheek with a gradual decrease to centre of the snaffle. The mouthpiece may be two or three pieces. A three-piece, connecting ring of 1 1/4 inch or less in diameter, or a connecting flat bar of 3/8 inch to 3/4 inch measured top to bottom, with a maximum length of two (2) inches, which lies flat in the horse's mouth is acceptable.

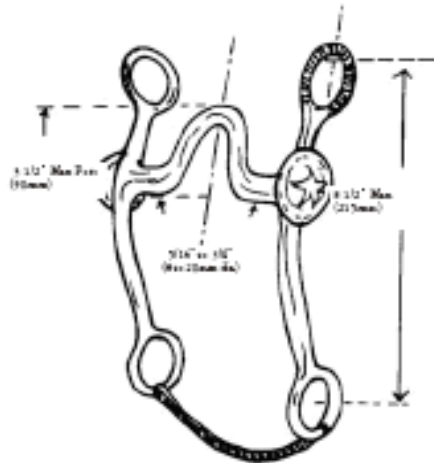


4. Horses five (5) years old and younger may be shown in a snaffle bit, curb bit or bosal. Horses six (6) years old and older must be shown in a curb bit. Reference to a "bit" in Western Performance Classes mean the use of a curb bit that has a solid or broken mouthpiece has shanks and acts with leverage. All curb bits must be free of mechanical device and should be considered a standard western bit. A description of a legal, standard western bit includes:
 - a. 8 ½ inch maximum length shank to be measured as in the diagram

- b.* Concerning mouthpieces, bars must be round, oval or egg-shaped, smooth and unwrapped metal of 5/16 inch to 3/4 inch diameter, measured one (1) inch from the cheek. They may be inlaid, but must be smooth or latex wrapped. Nothing may protrude below the mouthpiece (bar), such as extensions or prongs on solid mouthpieces. The mouthpiece may be two or three pieces. A three-piece, connecting ring of 1 1/4 inch or less in diameter, or a connecting flat bar of 3/8 inch to 3/4 inch, measured top to bottom with a maximum length of two (2) inches.
- 5. The port must be no higher than 3 1/2 inch maximum, with rollers and covers acceptable. Broken mouthpieces are standard.
- 6. When a curb bit is used, a curb strap or curb chain is required, but must meet the approval of the judge, be at least one-half inch in width and lie flat against the jaw of the horse. A broken strap or chain is not necessarily cause for disqualification.
- 7. In all English Classes, an English snaffle (no shank), kimberwick, pelham and/or full bridle (with two reins); all with cavesson nosebands and browbands may be used.
 - a.* In reference to mouthpieces, nothing may protrude below the mouthpiece (bar). Solid and broken mouthpieces may have a port no higher than 1 1/2 inch. On broken mouthpieces only, connecting rings of 1 1/4 inch or less in diameter or connecting flat bar of 3/8 inch to 3/4 inch measured top to bottom with a maximum length of two (2) inches and which lie flat in the horse's mouth are acceptable. All mouthpieces must be a minimum of 5/16 inch in diameter to be measured one (1) inch in from the cheek or ring. Any bit having fixed headstall and/or fixed rein requires the use of a curb chain. Smooth round, oval or egg-shaped, slow twist, corkscrew, single twisted wire, double twisted wire mouthpieces and straight bar or solid mouthpieces with a maximum of 1 1/2 inch high ports are allowed.
 - b.* Bits of any style (Pelham, snaffle, kimberwick) featuring mouthpieces with cathedrals, donuts, prongs, edges or rough, sharp material shall be cause for disqualification. If a curb bit is used, the chain must be at least 1/2 inch in width and flat against the jaw of the horse.
- 8. In timed events, any humane type of bit or hackamore may be used on horses of all ages.

9. No bare metal may be in contact with horse's head. *It will be at the judge's discretion if the any padded metal is legal*

WESTERN BITS



LEGAL BIT



DONUT BIT



PRONG BIT

ILLEGAL BITS

**Acceptable English Bits
For All Ages**



Slow Twist



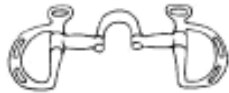
Corkscrew



Double Twisted Wire



Single Twisted Wire



Correction Bit

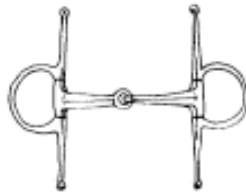


**Snaffle Bit with
Connecting Flat Bar**

Unacceptable English Bits



Excessive Port



Triangular Mouth

1. In all Timed and Western Events, courses must be set in such a manner that the horses have ample room to turn and stop.
2. Suggested show ring size: 120' x 240'.
3. All Judges judging a W.H.A.O. Point Award Show must be members in good standing and hold a W.H.A.O. Senior Judge's Card, or be issued a Guest Card. ***If a Guest Judge is requested for a point award show said Guest Judge must complete an open rule book test with a passing score of 80% and submit a Guest Judges Fee of \$25.00 at least 60 days prior to the show date.*** No Judge may judge more than two (2) W.H.A.O. Point Award Shows in one year. No Judge may judge at two (2) consecutive W.H.A.O. Point Award Shows.
4. All show committees wishing to hold a W.H.A.O. Point Award Show must submit their applications and approval forms in at least thirty (30) days in advance of the date of the show held by June 30th, or at least sixty (60) days in advance of the shows held after June 30th of the current year.

103. CONDUCT

1. Any unsportsmanlike conduct by an exhibitor, owner, or a representative acting on behalf of the exhibitor or owner, will be considered to be prejudicial to the best interests of the Corporation and may be subject to the holding of a hearing by the Directors of the W.H.A.O. for disciplinary action.
2. Any person acting or inciting or permitting any other to act in a manner contrary to the rules of the Corporation, or in a manner deemed unsportsmanlike, improper, unethical, dishonest, or intemperate, or prejudicial to the best interest of the Corporation, shall be reported to the Corporation and subject to disciplinary procedures.
3. Any unsportsmanlike conduct by an owner, exhibitor or agent, shall jeopardize their right to further exhibit at the show. At any time, the Judge and/or show management may issue a first warning to any exhibitor, owner or agent for any unsportsmanlike conduct. Upon failure to comply with this warning, the exhibitor, owner or agent shall be disqualified from any further competition at the show.
4. One of the founding principles of the WHAO is to promote good sportsmanship and this rule will be strictly enforced.

5. No points or awards may be given to any person, or person's horse(s) if that person is disqualified from a show for any unsportsmanlike conduct. Any disqualification from a class for unsportsmanlike conduct by any person may be reviewed by the disciplinary committee of the WHAO.

104. CRUELTY

1. No person on the show grounds, including but not limited to, barns, stalls, parking area and show arena, may treat a horse in an inhumane manner. The standard by which conduct or inhumane treatment will be measured is that which a reasonable person, informed and experienced in generally accepted equine training and exhibition procedures, would determine to be cruel, abusive and inhumane. Judges may disqualify a horse for inhuman treatment.
2. Upon discovery by a show official or show management of any inhumane treatment, show management shall immediately report the matter to the Corporation and the person causing the inhumane treatment shall be disqualified from any further competition at the show.

105. VIOLATIONS, PROTESTS and HEARINGS

1. The abuse or inhumane treatment of a horse by an exhibitor, trainer or other person shall not be tolerated at a recognized WHAO show. It shall be the duty of any member of the WHAO to report to the Executive or Show Committee the name of any person who indulges in this practice. Such abuse of a horse shall constitute grounds for disciplinary action. (See By-Law 2 Section 3)
2. The Board of Directors will, within 30 days of receipt of a complaint, determine whether or not the matter merits a hearing.
3. If it is determined that a hearing should be called, at least 30 days notice in writing will be given to the party or parties named. This notice shall contain a description of the alleged violation of the rule and the time and place of the hearing.
4. The parties involved must be advised to bring with them any witnesses and all relevant information relating to the alleged violation.
5. A hearing Committee will consist of members of the Board of

Directors. This Hearing Committee has the power to add experts in the area being heard (i.e. Veterinarian). The Chairman for the hearing shall be the President of the WHAO or his or her appointee.

6. If the Committee does not recommend a hearing for the alleged offence, it shall communicate in writing to the complainant of its decision and its reason.
7. Upon conclusion of the hearing, copies of the complaint, communications to all parties involved, a summary of the hearing, the decision of the hearing and penalties imposed, if any, must be forwarded immediately to the parties concerned.
8. A protest must be made in writing and addressed to the WHAO Board of Directors, at the show at which the matter under consideration occurs, the protest must be signed and **must be accompanied by a deposit of \$ 25.00 in cash or a certified cheque.**
9. A protest must contain a specific statement of an alleged violation of a rule or of a condition of a class and must give the full name and if possible the address of the accused. The maker of the protest must be prepared to substantiate the protest or charge by personal testimony, sworn statements, witnesses or other evidence.
10. In the event the Board of Directors sustains the protest, the money shall be returned to the protestor by the committee.

106. GUIDELINES for RING STEWARDS

1. The Ring Steward makes the work of the Judge much easier by relieving the Judge of unnecessary details (1) by assembling the class promptly (2) keeping the Judging program on schedule and (3) eliminating long delays between classes.
2. Ring Stewards shall not take part or appear to take part in any of the Judging, including advising the Judge. When not actively engaged in the duties of Ring Steward they shall stand in a position so as not to interfere with the Judging.
3. The Ring Steward should act as a mediator between the Judge and exhibitor.
4. The Ring Steward should be prepared to move and place the horses as the Judge advises.

5. The Ring Steward shall have complete knowledge of the W.H.A.O. Rules and how they apply to each class.

107. RULES for JUDGES

1. Judges must hold a current individual membership in the WHAO. Annual membership entitles the recipient to twelve (12) months eligibility and is considered delinquent if not paid in thirty (30) days after eligibility expires. After thirty (30) days the judge will be removed from the list of approved judges. If a judge is delinquent in the payment of dues for a period of six (6) months after the delinquent date the judge will be required to reapply for inclusion to the list of approved judges under the current procedure for admission of new applicants.
2. Grounds for removal of an individual from the Corporation's list of approved judges shall include, but not be limited to, the following:
 - a. Upon suspension from Corporation membership or denial of any privilege thereof, the individual will be removed automatically from the list of approved judges; or
 - b. Failure to comply with the Corporation's rules and regulations. Removal of an individual from the Corporation's list of approved judges for any reason, including, but not limited to, suspension from membership, denial of Corporation's privileges, or failure to comply with the Corporation rules, shall be absolute, with no provision for automatic reinstatement. Upon regaining eligibility for approved judging credentials, the individual shall apply for reinstatement after the expiration of one (1) year from the date of his or her qualification under the current procedures for admission of new applicants.
3. After acceptance of a judging commitment, a judge shall endeavour, with all reasonable effort, to judge the show, and shall timely communicate to show management any inability to do so, as to allow the show management maximum time in which to seek a suitable replacement.
4. During a show, a judge shall be present to meet his or her responsibilities under Corporation rules, and shall be available to

assist show management in meeting its responsibilities of rule compliance.

5. A judge shall, at all times, act in a professional manner. All rules pertaining to judges, as contained in this Rule Book, may be implemented by the Corporation through supplementary regulations.
6. Corporation judges should be sensitive to any conflict of interest between the Corporation's objective and their own personal business or pecuniary interests. Each judge should refrain from using his or her official status to further one's own personal or financial purpose. Breach of this ethical rule shall be subject to review by the Judges Committee and the Board of Directors under the Corporation's rules.
7. A WHAO approved judge involved in the management of a show cannot officiate as a judge at that show.
8. No judge may judge a horse belonging to, or being exhibited by, any member of his or her immediate family (son, daughter, father, mother, sister, brother, this also to include grandchildren and stepchildren), or an exhibitor that are taking lessons from or whose horse has been trained or **sold** by the judge **within a 90 day period**.
9. Once a class has been judged, it shall not be judged again, and once the judge has marked his or her record and places for awards made, there shall be no changing of the judge's record.
10. No exhibitor will visit or socialize with a judge the day prior to or day of the show.
11. A WHAO approved judge shall be treated with courtesy, cooperation and respect and no person, exhibitor, owner, or otherwise, shall direct abuse or threatening conduct toward them, either in the furtherance of their judging duties, or as a result thereof, whether or not the conduct occurs during an approved event or show, or on show grounds.
12. The judge, at his or her discretion, may refuse entry into the arena or remove an entry from a class for improper attire and/or equipment.
13. A judge shall act as a representative of the Corporation at all times and always keep in mind the best interest of the Corporation.

**108. REQUIREMENTS TO BECOME A JUDGE
IN THE WESTERN HORSE CORPORATION OF ONTARIO**

109. Requirements to become a Junior Judge

1. The minimum age to apply to become a WHAO Judge is 25 years
2. In order to apply for a WHAO Judge's Ticket, you must be a paid member, up to date and in good standing of the Association. You must also have been a member for 12 months preceding your application
3. You must send a \$50.00 Application Fee, this is non-refundable
4. You will then be asked to complete the prescribed application form on which you must list your experience in the horse industry and give (3) three references. This application must be completed and returned to the Chairman of the Judge's Committee along with your Resume.
5. Your Resume will list all your horse related experiences and accomplishments
6. You must forward with your application, a photograph of yourself in appropriate western judging attire
7. The Judge's Committee will review your application as well as letters from your (3) three references and decide to accept or decline your request to become a WHAO Junior Judge
8. If your request is denied, your \$50.00 Application Fee is non-refundable and you must wait a period of (1) one year before you may re-apply
9. If your request is accepted, you will be contacted for an interview and Rule Book test with the Judge's Committee. The test will be a closed Rule Book test made up by the Judge's Committee. 80% is a pass. For your interview, you will be questioned orally by the Judge's Committee, on your knowledge of bits, horse show procedure and other questions relating to the actual judging of a show. Each question is scored out of (10) ten – 80% is a pass
10. After your interview and Rule book testing, the Judge's Committee

will contact you with your results. If you were successful in passing all components, you will become a Junior Judge. However, if you were unsuccessful in any one component, you will be required to wait a period of (6) six months before you can re-apply. Your \$50.00 Application Fee is non-refundable

11. Designation as a WHAO approved Junior or Senior Judge is a privilege, not a right, bestowed by the Judge's Committee according to formal procedures to individuals whose equine expertise and personal character merit the honour. An individual's conduct as a Judge, must be exemplary and is subject to constant review

110. Promotion from a Junior Judge to a Senior Judge

1. A Junior Judge has (18) eighteen months from the date they were accepted by the WHAO Judge's Committee to obtain their Senior Ticket. Failure to do so will result in forfeiture of the continuation in the WHAO Judging Program. The Judge's Committee may grant an extension
2. A Junior Judge must judge a minimum of (10) ten shows, which use WHAO rules, on their own. A Junior Judge must submit a list of ALL the shows which he/she will be judging to the Judge's Committee.
3. From the list of shows provided to the Judge's Committee by the Junior Judge, the Committee will choose one of those shows to do a live evaluation of the Junior Judge. This is mandatory before a Junior Judge can be promoted to a Senior Judge. The following will be judged:
 - a. Appearance
 - b. Pattern Presentation
 - c. Knowledge of Rules
 - d. Interaction with Exhibitors
 - e. Time taken to judge a class
 - f. Show Committee comments
4. All Junior Judges must submit an evaluation form for each show judged during their status as a Junior Judge. These reports must be sent directly to the Secretary of the Judge's Committee and **MUST NOT BE VIEWED BY THE JUNIOR JUDGE**
5. The Chairperson of the Judge's Committee must be in receipt of a minimum of (10) ten letters of SATISFACTORY recommendation from the shows judged by the Junior Judge

6. If the Judge's Committee feels it is necessary after reviewing the (10) ten letters of recommendation, the Junior Judge may be asked to judge more shows and provide more letters of recommendation AND/OR be asked to judge with one or more Senior Judges. A report will be written by the Senior Judge and submitted to the Judge's Committee for review
7. Once the Judge's Committee feels the Junior Judge has satisfactorily met all the requirements, the Junior Judge will be asked to attend an interview as well as a closed Rule Book test. 80% is a pass for the interview and the Rule Book Test.
8. Prior to promotion to a Senior Judge, the Junior Judge must attend one workshop or clinic, per year, that has been approved by the WHAO Judges Committee (excused only at the discretion of the Judges Committee), and will be asked to donate their time as a ring steward at the WHAO Extravaganza
9. The Judge's Committee will then evaluate the entire performance of the Junior Judge and decide whether to promote them to senior status or not.
10. The Judge's Committee may request further tests to ensure the Junior Judge is at a level of performance that is required of him/her.

111. SPECIAL CLAUSE

1. Any individual who is already an approved certified judge, who wishes a W.H.A.O. judges ticket must:
 - a. Be a member in good standing of the Western Horse Corporation for the year preceding.
 - b. Must attend a W.H.A.O. judge's clinic or workshop.
 - c. Must write an open rulebook test and score 80% as passing before obtaining a W.H.A.O. judges ticket.
 - d. Pay all fees of the Western Horse Corporation including judge's application to be returned with references.

112. REQUIREMENTS TO MAINTAIN A SENIOR JUDGE'S CARD

1. Membership fees are payable to the W.H.A.O. by January 1st of each year. Judges fees must be paid by this date or a late penalty fee will be assessed. See W.H.A.O. Rules for Judges # 1
2. Each Senior Judge shall attend or take part in a complete W.H.A.O. Judges Clinic/Workshop at least once every two years and write a

Rule Book Test from time to time. (If the judge has attended a clinic given by another corporation they can obtain permission to be excused by the Judges Committee with proof of attendance.)

3. Each Senior Judge must judge at least one W.H.A.O. point award show in a three year period; otherwise the judge's name will be removed from the Judges list, or placed in the Inactive Judges List for one year unless proof of judging activity can be provided.
4. A Senior W.H.A.O. Judge may only judge a maximum of two W.H.A.O. point award shows per year. He/she may not judge two consecutive W.H.A.O. point award shows in a one year period. Any judge who does not fulfil his contract with a show must submit in writing to the W.H.A.O. Judges Committee, the reason.

113. WESTERN HORSE ASSOCIATION YEAR END AWARDS POLICY

114. MEMBERSHIP:

1. Points will be counted from the date membership is paid.
2. All exhibitors in W.H.A.O. approved shows wishing to collect points must be members in good standing.
3. It is the member's responsibility to ensure that their dues are properly recorded.

115. POINT TABULATION:

1. Points will be recorded on all horses exhibited.
2. Points will be awarded on a maximum six (6) placings (6, 5, 4, 3, 2, and 1) or based on the number of horses in a class. (i.e. 3 horses in a class 3, 2, and 1.)
3. Points will be awarded on the numbers shown on the Judges' cards.
4. Points will be tabulated on a one year basis coinciding with the fiscal year of the Corporation.
5. Ties for year-end awards will not be broken; co-champions will be recognized.

116. AWARDS:

1. Awards will be given for all mandatory WHAO classes offered. Mandatory classes may be changed from time to time as deemed necessary by the Board of Directors.
2. A horse must show at least five (5) times in a class to be eligible for a year end award in that class.
3. A Grand and Reserve Champion will be recognized in each class that meets the requirements of point one (1).

117. AMATEUR AND YOUTH AWARDS:

1. Points will be counted on one horse, one rider combination for all awards.
2. A rider may accumulate separate points for any award on more than one horse.
3. A high point youth games rider, a high point youth performance rider and a high point overall youth will be awarded.

118. ALL - AROUND PERFORMANCE HORSE:

Awarded to the horse accumulating the most points in all W.H.A.O. open performance classes held in W.H.A.O. sanctioned shows.

Note: *Any class that in any way restricts entries does not count. To qualify, a horse must accumulate a minimum of three points in three performance classes.*

119. ALL - AROUND GAMES HORSE:

Awarded to the horse accumulating the most points in all W.H.A.O. open games classes held in W.H.A.O. sanctioned shows.

Note: *Any class that in any way restricts entries does not count. To qualify, a horse must accumulate a minimum of three points in three games classes.*

120. HIGH POINT YOUTH PERFORMANCE RIDER:

Points to accumulate from all W.H.A.O. approved point award youth performance classes. Points to be recorded on a one horse/one rider basis.

Note: *Showmanship is a performance class.*

121. HIGH POINT YOUTH GAMES RIDER:

Points to accumulate from all W.H.A.O. approved point award youth games classes. Points to be recorded on a one horse/one rider basis.

122. AMATEUR CLASSES

1. A person is considered an amateur exhibitor by the Western Horse Corporation of Ontario after he or she is no longer eligible to show in W.H.A.O. Youth classes, and who has not trained, shown or assisted in training a horse for remuneration, either directly or indirectly, nor received compensation for instructing another person in riding, driving, training, or showing a horse in competition for the previous five (5) calendar years. Any approved horse show Judge is ineligible in this division.
2. Premium money is not to be considered remuneration, but payment of entry fees, expenses, etc., by a person other than the contestant, or the contestant's father, mother, sister, brother, grandparent, legal guardian, or spouse, shall be considered remuneration.
3. Amateur Exhibitor Card: Every rider competing in an amateur class must possess an Amateur Card issued by the W.H.A.O. To accumulate points for year-end awards, an amateur must be a senior W.H.A.O. member in good standing.
4. All applications for Amateur Exhibitor cards and all requests for renewal thereof shall be presented to the Directors or a Committee designated by them for approval. Cards will be issued by the Secretary on an annual basis only after said approval.
5. All Amateur exhibitor card holders will be reviewed annually at the time application for renewal is made. Said application to be on a form supplied by the Corporation and returned to it. An Amateur Exhibitor card may be revoked after prior hearing before a committee designated by the Corporation's President, with right of appeal to the Directors of an adverse decision.
6. Upon request by the Corporation, the Amateur Exhibitor card will be immediately surrendered, pending hearing before the appropriate committee for revocation decision. Additionally, when an individual,

for any reason, becomes ineligible for Amateur status, he or she shall promptly return the Amateur Exhibitor card to the Corporation, whether or not Corporation request is made of them for:

- a. Refusal to surrender a card upon Corporation request;
- b. Retention of a card after an individual becomes ineligible for Amateur status;
- c. Participation in an Amateur class while ineligible for Amateur status.

7. The individual may be subject to possible disciplinary action under general rules of the Corporation

123. GENERAL RULES – PERFORMANCE EVENTS

1. Split reins or romal must be used in all performance classes.
2. In Western performance classes, the rider cannot use crops, quirts, end of reins, romals, hands or excessive spurring to make a horse perform. These will constitute disqualification.
3. In performance events, unless stated otherwise, only one hand must be used on the reins and hands must not be changed. Changing hands on reins or two hands on the reins at any time will result in disqualification. One finger between reins is permitted (with split reins only). While horse is in motion, rider's hands shall be clear of the horse and saddle. See Trail Class Rules for exception.
4. In performance classes martingales and tie downs are prohibited. Mechanical hackamores are not permitted in performance classes.
5. That any Jr. Horse, with proper proof of age, be allowed to show in any performance class with an approved Bosal or Snaffle Bit. Horses using said equipment must be shown with two hands. Refer to "BITS" for proper guidelines.

124. CLASS RULES - PERFORMANCE EVENTS

125. SHOWMANSHIP AT HALTER

The showmanship class shall be judged strictly on the exhibitor's ability to fit and show a horse at halter. The horse is merely a prop to demonstrate the ability and preparation of the exhibitor. The ideal showmanship performance consists of a poised, confident, neatly attired

exhibitor leading a well groomed and conditioned horse that quickly and efficiently performs the requested pattern with promptness, smoothness and precision. The showmanship class is not another halter class and should not be judged as such.

It is mandatory that the judge post any pattern(s) to be worked at least one hour prior to the commencement of the class; however, if the judge requires additional work of exhibitors for consideration of final placing, the finals pattern may be posted. Pattern(s) should be designed to test the showman's ability to effectively present a horse to the judge. All ties will be broken at the judges' discretion.

CLASS PROCEDURES:

All exhibitors may enter the ring and then work individually or each exhibitor may be worked from the gate individually. When exhibitors are worked individually from the gate, a working order is required. The following maneuvers are considered acceptable: lead the horse at a walk, jog, trot or extended trot, or back in a straight or curved line, or a combination of straight and curved lines; stop; and turn 90 (1/4), 180 (1/2), 270 (3/4), 360 (full turn) degrees or any combination or multiple of these turns. The judge must have exhibitors set the horse up squarely for inspection sometime during the class.

SCORING:

Exhibitors are to be scored from 0 to 20 with 1/2 point increments acceptable. Ten points should be allocated toward the overall appearance of exhibitor and horse and 10 points allocated toward performance.

(1) OVERALL PRESENTATION OF EXHIBITOR

AND HORSE (10 POINTS) - The exhibitor's overall poise, confidence, appearance and position throughout the class, and the physical appearance of the horse will be evaluated.

(A) Presentation and Position of Exhibitor

-Appropriate western attire must be worn. Clothes and person are to be neat and clean. The use of any type of artificial aid including, but not limited to lighters, hay, dirt, sharp pins, etc. will be considered a disqualification.

-Exhibitors should be poised, confident, courteous and genuinely sportsmanlike at all times, quickly recognizing and correcting faults in the positioning of the horse. The exhibitor should continue showing the horse until the class has been placed or they have been excused, unless otherwise instructed by the judge. The exhibitor should appear business-like, stand and move in a straight, natural and upright manner, and avoid excessive, unnatural or animated body positions.

-The exhibitor must lead on the horse's left side holding the lead shank in the right hand near the halter with the tail of the lead loosely coiled in the left hand unless requested by the judge to show the horse's teeth. It is preferable that the exhibitor's hand not be on the snap or chain portion of the lead continuously. The excess lead should never be tightly coiled, rolled or folded. When leading, the exhibitor should be positioned between the eye and the mid-point of the horse's neck, referred to as the leading position.

-Both arms should be bent at the elbow with the elbows held close to the exhibitors' side and the forearms held in a natural position. Height of the arms may vary depending on the size of the horse and exhibitor, but the arms should never be held straight out with the elbows locked.

-The position of the exhibitor when executing a turn to the right is the same as the leading position except that the exhibitor should turn and face toward the horse's head and have the horse move away from them to the right.

-When executing a back, the exhibitor should turn from the leading position to face toward the rear of the horse with the right hand extended across the exhibitor's chest and walk forward beside the horse with the horse moving backward.

-When setting the horse up for inspection, the exhibitor should stand angled toward the horse in a position between the horse's eye and muzzle, and should never leave the head of the horse. It is recommended, but not mandatory that exhibitors use the "Quarter Method" when presenting the horse. The exhibitor should maintain a position that is safe for themselves and the judge. The position of the exhibitor should not obstruct the judge's view of the horse and should allow the exhibitor to maintain awareness of the judge's position at all times. The exhibitor should not crowd other exhibitors when setting up side-by-side or head-to-tail. When moving around the horse, the exhibitor should change sides in front of the horse with minimal steps and should assume the same position on the right side of the horse that they had on the left side.

-Leading, backing, turning and initiating the set-up should be performed from the left side of the horse. At no time should the exhibitor ever stand directly in front of the horse. The exhibitor should not touch the horse with their hands or feet, or visibly cue the horse by pointing their feet at the horse during the set-up.

(B) Presentation of Horse

-The horse's body condition and overall fitness should be assessed. The hair coat should be clean, well-brushed and in good condition. The mane, tail, forelock and wither tuft may not contain ornaments (ribbons, bows, etc.), but may be braided or banded for English or Western. The length of mane and tail may vary, as long as they are neat, clean and free of tangles. The mane should be even in length or may be roached,

but the forelock and tuft over the withers must be left. The bridle path, eyebrows, and long hair on the head and legs may be clipped, except where government regulations prohibit.

-Hooves should be properly trimmed and if shod, the shoes should fit correctly and clinches should be neat. Hooves must be clean and may be painted black or with hoof dressings, or shown naturally.

-Tack should fit properly and be neat, clean and in good repair.

(2) PERFORMANCE (10 POINTS)

-The exhibitor should perform the work accurately, precisely, smoothly, and with a reasonable amount of speed. Increasing speed of the work increases the degree of difficulty, however, accuracy and precision should not be sacrificed for speed. The horse should lead, stop, back, turn and set up willingly, briskly and readily with minimal visible or audible cueing. A severe disobedience will not result in a disqualification but should be penalized severely, and the exhibitor should not place above an exhibitor that completes the pattern correctly. Excessive schooling or training, willful abuse, loss of control of the horse by the exhibitor shall be cause for disqualification.

-The horse should be led directly to and away from the judge in a straight or curved line and track briskly and freely at the prescribed gait as instructed. The horse's head and neck should be straight and in line with the body.

-The stop should be straight, prompt, smooth and responsive with the horse's body remaining straight.

-The horse should back up readily with the head, neck and body aligned in a straight or curved line as instructed.

-Pull turns to the left should be 90 degrees or less. On turns of greater than 90 degrees, the ideal turn consists of the horse pivoting on the right hind leg while stepping across and in front of the right front leg with the left front leg. An exhibitor should not be penalized if their horse performs a pivot on the left hind leg, but an exhibitor whose horse performs the pivot correctly should receive more credit.

-The horse should be set up quickly with the feet squarely underneath the body. The exhibitor does not have to reset a horse that stops square.

(3) FAULTS

Faults can be classified as minor, major or severe. The judge will determine the appropriate classification of a fault based upon the degree and/or frequency of the infraction. A minor fault will result in a 1/2 to 4 point deduction from the exhibitor's score. A major fault will result in a deduction of 4 1/2 points or more from the exhibitor's score. An exhibitor that incurs a severe fault avoids elimination but should be placed below all other exhibitors that complete the pattern correctly. A minor fault can become a major fault and a major fault can become a severe fault when

the degree and/or frequency of the infraction(s) merits.

(A) Faults in the Overall Presentation of Exhibitor and Horse include:

- Poorly groomed, conditioned or trimmed horse
- Dirty, ragged, or poorly or ill-fitted halter or lead
- Poor or improper position of exhibitor
- Excessively stiff, artificial, or unnatural movement around horse or when leading
- Continuous holding of the chain portion of the lead, or lead shank lightly coiled around hand or dragging the ground
- Changing hands or placing both hands on the lead, except when preparing to show the horse's teeth

Faults of the Performance include:

- Drifting of horse while being lead
- Horse stopping crooked or dropping a hip out when stopping, setting up or standing
- Backing, leading, or turning sluggishly or crooked
- Horse not set up squarely or excessive time required to set up
- Failure to maintain a pivot foot during turns or stepping behind right front leg with left front leg when turning to the right
- Horse holding head and/or neck crooked when leading, stopping or backing
- Failure to perform maneuvers at designated markers, but horse is on pattern

(B) Severe Faults of the Overall Presentation of Exhibitor and Horse (avoids disqualification but should be placed below other exhibitors that do not incur a severe fault) include:

- Leading on the off or right side of the horse
- Complete failure to move around horse by exhibitor and obstructing judge's view
- Exhibitor touching the horse or kicking or pointing their feet at the horse's feet during set up
- Standing directly in front of the horse
- Exhibitor wearing spurs or chaps

Severe Faults of the Performance (avoids disqualification but should be placed below other exhibitors that do not incur a severe fault) include:

- Severe disobedience including rearing or pawing; horse kicking at other horses, exhibitors or judge; or horse continuously circling the exhibitor
- Knocking over the cone or going off pattern

(C) Disqualifications (should not be placed) include:

- Loss of control of horse that endangers exhibitor, other horses or

exhibitors, or judge including the horse escaping from the exhibitor

-Failure of exhibitor to wear correct number in a visible manner

-Willful abuse

-Excessive schooling or training, or use of artificial aids

(4) SUGGESTED FINAL SCORING shall be on a basis of 0-20, with an approximate breakdown as follows:

20: Excellent performance. Completes pattern accurately, quickly, smoothly and precisely; and demonstrates a high level of professionalism. Horse is fit and groomed well. Exhibitor is neat, clean and appropriately dressed.

18-19: Generally excellent performance with one minor fault in the execution of the pattern or in the appearance of exhibitor or horse. Overall execution of the pattern is excellent and exhibitor is highly professional.

16-17: Good pattern execution with one or two minor faults in performance or appearance of exhibitor and horse. Exhibitor is reasonably professional in presentation of horse.

14-15: Average pattern that lacks quickness and precision, or commits two or more minor faults in performance or appearance of exhibitor and horse. Horse is not presented to its best advantage.

12-13: One major fault or several minor faults in the performance and/or appearance that prevents an effective presentation of the horse.

10-11: Two major faults or many minor faults in the performance and/or appearance of exhibitor and horse

6-9: Several major faults or one severe fault in the performance and/or appearance of exhibitor and horse. Exhibitor demonstrates complete lack of professionalism in showing the horse or commits a severe fault.

1-5: Exhibitor commits one or more severe faults, but does complete the class and avoids disqualification.

126. WESTERN PLEASURE CLASS

1. Horses to be shown at a walk, jog and lope on a reasonably loose rein without undue restraint.
2. Horses must work both ways of the ring at all three gaits to demonstrate their ability with different leads. At the discretion of the Judge, they may be asked to extend. Horses are required to back easily and stand quietly.
3. Horses are to be reversed to the inside, (away from the rail). They may be required to reverse at the walk or jog at the discretion of the Judge, but shall not be asked to reverse at the lope.

4. Judge may ask for additional work of the same nature from any horse. A good pleasure horse has a stride of reasonable length in keeping with his conformation. He has enough cushion to his pastern to give the rider a pleasant, smooth ride. He carries his head in a natural position, not high and over flexed at the poll or low with the nose out. The horse should be relaxed but alert and ready to respond to the rider's commands without excessive cueing. When asked to extend the jog, he moves out with the same smooth way of going.
5. The walk is a natural, flat-footed, four-beat gait. The horse must move straight and true at the walk. The walk must be alert with a stride of reasonable length in keeping with the size of the horse.
6. The jog is a smooth, ground-covering two-beat diagonal gait. The horse works from one pair of diagonals to the other pair. The jog should be square, balanced, and with a straight, forward movement of the feet. Horses walking with their back feet and trotting on the front are not considered performing the required gait.
7. The lope is an easy, rhythmical three-beat gait. Horses moving to the left must lope on the left lead. Horses moving to the right must lope on the right lead. Horses travelling at a four-beat gait are not considered to be performing at a proper lope. The horses should lope with a natural stride and appear relaxed and smooth. He should be ridden at a speed that is a natural way of going.
8. The head should be carried at an angle that is natural and suitable to the horse's conformation.
9. Faults, to be scored accordingly, but not necessarily cause for disqualification.
 - I. Being on the wrong lead.
 - II. Excessive speed (any gait).
 - III. Excessive slowness (any gait).
 - IV. Breaking gait.
 - V. Failure to take the called-for gait when called for.
 - VI. Head carried too low or too high.
 - VII. Nosing out or flexing behind the vertical.
 - VIII. Opening mouth excessively.
 - IX. Tail carried in an unnatural way (i.e. high or just dangling between legs or excessive switching).
 - X. Stumbling.

127. HORSEMANSHIP

(a) The western horsemanship class is designed to evaluate the rider's ability to execute, in concert with their horse, a set of maneuvers prescribed by the judge with precision and smoothness while exhibiting poise and confidence, and maintaining a balanced, functional and fundamentally correct body position. The ideal horsemanship pattern is extremely precise with the rider and horse working in complete unison, executing each maneuver with subtle aids and cues. The horse's head and neck should be carried in a relaxed, natural position, with the poll level with or slightly above the withers. The head should not be carried behind the vertical, giving the appearance of intimidation, or be excessively nosed out, giving a resistant appearance.

(b) It is mandatory that the judge post any pattern(s) to be worked at least one hour prior to the commencement of the class; however, if the judge requires additional work of exhibitors for consideration of final placing, the pattern may be posted. Pattern(s) should be designed to test the horseman's ability. All ties will be broken at the judge's discretion.

(c) CLASS PROCEDURES:

All exhibitors must enter the ring and then work individually, or each exhibitor may be worked from the gate individually. ***A running order is optional.*** Exhibitors should be instructed to either leave the arena, fall into line, or fall into place on the rail after their work. The whole class, or just the finalists, may work at all three gaits at least one direction of the arena ***at the judge's discretion.*** The following maneuvers are acceptable in a pattern: walk, jog, trot, extended trot, lope or extended lope in a straight line, curved line, serpentine, circle or figure 8, or combination of these gaits and maneuvers; stop; back in a straight or curved line; turn or pivot, including spins and rollbacks on the haunches and/or on the forehand; sidepass, two-track or leg-yield; flying or simple change of lead; counter-canter; or any other maneuver; or ride without stirrups. A back should be asked for at sometime during the class. Judges should not ask exhibitors to mount or dismount.

(d) SCORING:

Exhibitors are to be scored from 0 to 20 with 1/2 point increments acceptable. Ten points should be allocated toward overall appearance of exhibitor and horse and 10 points allocated toward performance of the pattern.

(1) OVERALL PRESENTATION OF EXHIBITOR AND HORSE (10 POINTS)

- The exhibitor's overall poise, confidence, appearance and position throughout the class as well as the physical appearance of the horse will be evaluated.

(A) Presentation and Position of Exhibitor

Appropriate western attire must be worn. Clothes and person are to be neat and clean.

Position of Exhibitor

-The exhibitor should appear natural in the seat and ride with a balanced, functional and correct position regardless of the maneuver or gait being performed. During the rail work and pattern, the exhibitor should have strong, secure and proper position. Exhibitors should sit and maintain an upright position with the upper body at all gaits. -The rider should sit in the center of the saddle and the horse's back with the legs hanging to form a straight line from the ear, through the center of the shoulder and hip, touching the back of the heel or through the ankle. The heels should be lower than the toes, with a slight bend in the knee and the lower leg should be directly under the knee. The rider's back should be flat, relaxed and supple. An overly stiff and/or overly arched lower back will be penalized. The shoulders should be back, level and square. The rider's base of support should maintain secure contact with the saddle from the seat to the inner thigh. Light contact should be maintained with the saddle and horse from the knee to mid-calf. The knee should point forward and remain closed with no space between the exhibitor's knee and the saddle. The exhibitor will be penalized for positioning the legs excessively behind or forward of the vertical position. Regardless of the type of stirrup, the feet may be placed home in the stirrup, with the boot heel touching the stirrup, or may be placed with the ball of the foot in the center of the stirrup. The rider's toes should be pointing straight ahead or slightly turned out with the ankles straight or slightly broken in. Riding with toes only in the stirrup will be penalized. Those exhibitors that can maintain the proper position throughout all maneuvers should receive more credit. When riding without stirrups, the exhibitor should maintain the same position as previously described. Both hands and arms should be held in a relaxed, easy manner, with the upper arm in a straight line with the body. The arm holding the reins should be bent at the elbow forming a line from the elbow to the horse's mouth. The free hand and arm may be carried bent at the elbow in a similar position as the hand holding the reins or straight down at the rider's side. Excessive pumping of the free arm as well as excessive stiffness will be penalized. The rider's wrist is to be kept straight and relaxed, with the hand held at about 30 to 45 degrees inside the vertical. The rein hand should be carried immediately above or slightly in front of the saddle horn. The reins should be adjusted so that the rider has light contact with the horse's mouth, and at no time shall reins require more than a slight hand movement to control the horse. Excessively tight or loose reins will be penalized.

-The rider's head should be held with the chin level and the eyes forward, and may be directed slightly toward the direction of travel. Excessive turning of the head to the inside of the circle, or down at the horse's head or shoulder will be penalized.

-The exhibitor should not crowd the exhibitor next to or in front of them

when working on the rail and should pass to the inside of the arena. When reversing on the rail, the exhibitor should always reverse to the inside of the arena.

(B) Presentation of Horse

-The horse's body condition and overall health and fitness should be assessed. The horse should appear fit and carry weight appropriate for the body size. A horse which appears sullen, dull, lethargic, emaciated, drawn or overly tired should be penalized according to severity.

-Tack should fit the horse properly and be neat, clean and in good repair.

(2) PERFORMANCE (10 POINTS)

-The exhibitor should perform the work accurately, precisely, smoothly, and with a reasonable amount of promptness. Increasing speed of the maneuvers performed increases the degree of difficulty; however, accuracy and precision should not be sacrificed for speed. Exhibitors that perform the pattern sluggishly and allow their horse to move without adequate impulsion, collection or cadence will be penalized. -The horse should perform all maneuvers in the pattern willingly, briskly and readily with minimal visible or audible cueing. Severe disobedience will not result in a disqualification, but should be severely penalized, and the exhibitor should not place above an exhibitor that completes the pattern correctly. Excessive schooling or training, or willful abuse by the exhibitor is cause for disqualification. -The horse should track straight, freely and at the proper cadence for the prescribed gait. Transitions should be smooth and prompt in the pattern and on the rail, and should be performed when called for on the rail. The horse's head and neck should be straight and in line with their body while performing straight lines and slightly arched to the inside on curved lines or circles. Circles should be round and performed at the appropriate speed, size and location as requested in the pattern. The counter-canter should be performed smoothly with no change in cadence or stride unless specified in the pattern.

-The stop should be straight, square, prompt, smooth and responsive with the horse maintaining a straight body position throughout the maneuver. The back should be smooth and responsive.

-Turns should be smooth and continuous. When performing a turn on the haunches, the horse should pivot on the inside hind leg and step across with the front legs. A rollback is a stop and 180 degree turn over the hocks with no hesitation. Backing during turns will be penalized severely.

-The horse should step across with the front and hind legs when performing the sidepass, leg-yield and two-track. The sidepass should be performed with the horse keeping the body straight while moving directly lateral in the specified direction. When performing a legyield, the horse should move forward and lateral in a diagonal direction with the horse's body arced opposite to the direction that the horse is moving. In the two-

track, the horse should move forward and lateral in a diagonal direction with the horse's body held straight or bent in the direction the horse is moving.

-A simple or flying change of lead should be executed precisely in the specified number of strides and/or at the designated location. A simple change of lead is performed by breaking to a walk or trot for one to three strides. Flying changes should be simultaneous front and rear. All changes should be smooth and timely.

-Position of the exhibitor and performance of the horse and rider on the rail must be considered in the final placing.

(3) FAULTS

Faults can be classified as minor, major or severe. The judge will determine the appropriate classification of a fault based upon the degree and/or frequency of the infraction. A minor fault will result in a 1/2 to 4 point deduction from the exhibitor's score. A major fault will result in a deduction of 4 1/2 points or more from the exhibitor's score. An exhibitor that incurs a severe fault avoids elimination, but should be placed below all other exhibitors that complete the pattern correctly. A minor fault can become a major fault and a major fault can become a severe fault when the degree and/or frequency of the infraction(s) merits.

(A) Faults in the Overall Presentation of Exhibitor and Horse include:

- Loose, sloppy, dirty or poor fitting clothing or hat; or loss of hat
- Over-cueing with reins and/or legs
- Poorly groomed, conditioned or trimmed horse; or poorly or ill fitted equipment
- Excessive staring at judge, head held crooked, or severe turning of the head
- Stiff, artificial or unnatural body, leg, arm, and/or head position
- Reins too long or short, or uneven
- Loose leg with open knee, or toes pointed down
- Shoulders held crooked or arms held in a straight unbent position
- Exhibitor looking down to check leads or falling forward when stopping
- Poor position of exhibitor in saddle, legs too forward or back

Faults of the Performance include:

- Wrong lead or break of gait for a few strides
- Oblong or flat sided circles, or horse dropping shoulder (counter arc) when circling
- Stopping rough, crooked, or dropping a hip out when stopping
- Backing sluggishly or crooked
- Failure to maintain a pivot foot or stepping behind with the front legs when turning, or failure to complete entire 90, 180, 270, or 360 degree turn
- Horse holding the head and/or neck excessively crooked when moving

- in straight lines or when stopping or backing
- Showing resistance when cued or reined
- Hesitation during any maneuver unless specified
- Failure of horse to stand still in pattern
- Imprecise pattern work or rough transitions
- Failure to exhibit change of speed when requested
- Head carried too high
- Head carried too low (tip of ear below the withers)
- Over-flexing or straining neck in head carriage so the nose is carried behind the vertical
- Excessive nosing out

(B) Severe Faults in the Overall Presentation of Exhibitor and Horse (avoids disqualification but should be placed below other exhibitors that do not incur a severe fault) include:

- Touching horse
- Grabbing the saddle horn or any other part of the saddle
- Cueing with the end of the romal
- Spurring in front of the shoulder

Severe Faults of the Performance (avoids disqualification but should be placed below other exhibitors that do not incur a severe fault) include:

- Kicking at other horses, exhibitors or judge
- Severe disobedience or resistance by horse including, but not limited to, rearing bucking or pawing
- Knocking over the cone or going off pattern

(C) Disqualifications (should not be placed) include:

- Failure by exhibitor to wear correct number in visible manner
- Willful abuse
- Excessive schooling or training
- Fall by horse or rider
- Illegal use of hands on reins
- Use of prohibited equipment

(D) Faults, which will be cause for disqualification, except in novice amateur or novice youth classes, which shall be faults, scored according to severity:

(a) Head carried too low (tip of ear below the withers *consistently*)

(b) Over-flexing or straining neck in head carriage so the nose is carried behind the vertical *consistently*.

SUGGESTED FINAL SCORING shall be on a basis of 0-20, with an approximate breakdown as follows:

20: Excellent equitation including body position and use of aids. Pattern is performed promptly, precisely and smoothly.

18-19: Generally excellent performance with one minor fault in appearance and position of exhibitor or execution of the pattern

(performance).

16-17: Generally good pattern execution and equitation with one minor fault in precision or execution of pattern (performance), or appearance and position of exhibitor.

14-15: Average pattern that lacks quickness or precision, or rider has obvious equitation flaws that prevent effective horsemanship, or commits two or three minor faults in the performance, or appearance and position of exhibitor.

12-13: One major fault or several minor faults in the performance and/or appearance and position of exhibitor that precludes effective communication with the horse.

10-11: Two major faults or many minor faults in the performance or appearance and position of exhibitor.

6-9: Several major faults or one severe fault in the performance, or appearance and position of exhibitor. Exhibitor demonstrates a complete lack of riding ability or commits a severe fault in the performance, or appearance and position of exhibitor.

1-5: Exhibitor commits one or more severe faults in the performance, or appearance and position of exhibitor, but does complete the class and avoids disqualification.

128. WALK-JOG

1. This class is for youths 6-13 years of age. The contestant in a Walk-Jog class may not show in other riding classes, but the horse may be used in other classes. **Contestants must wear an approved ASTM riding helmet.**
2. A contestant will be judged on Horsemanship or Equitation.
3. This class will not count for W.H.A.O. Youth Points or toward All-Around Awards.
4. This class will enter the ring at a flat-footed walk, turning to the right and proceeding in a counter-clock-wise direction on the rail. The class will be worked at a walk and jog both directions of the ring. In the line-up the Judge may ask the riders to back their horses, to help him/her judge the extent of the riders' horsemanship.
5. A contestant may enter either a Lead Line or a Walk Jog class, but not both and may enter Showmanship at Halter, but no additional riding classes.

129. LEAD LINE CLASSES

1. The age for a Lead Line participant is to be 3-6 years and under as of Jan. 1 of the current year.
2. A contestant will be judged on Horsemanship or Equitation.
3. A contestant may show in either western or English attire. **Contestants must wear an approved ASTM riding helmet.**
4. A contestant must have his or her feet in the stirrups and the stirrups must be securely attached to the saddle.
5. A contestant may enter either a Lead Line or a Walk Jog class, but not both and may enter Showmanship at Halter, but no additional riding classes.
6. A contestant cannot be tied, buckled or fastened in the saddle in any manner or by any means during the competition.
7. In Lead Line, the horse must be lead by a lead shank **attached to the bottom ring of a halter** that is over the bridle or under a Bosal.
8. Lead Line classes will be performed in both directions at a walk. Contestants may be asked to jog at the discretion of the Judge. A backup when in line is optional.
9. Exhibitors must be lead by an adult (19 years or older). **No rider attendant permitted.**

130. TRAIL HORSE

(a) This class will be judged on the performance of the horse over obstacles, with emphasis on manners, response to the rider and quality of movement. Credit will be given to horses negotiating the obstacles with style and some degree of speed, providing correctness is not sacrificed. Horses should receive credit for showing attentiveness to the obstacles and the capability of picking their own way through the course when obstacles warrant it, and willingly responding to the rider's cues on more difficult obstacles.

(b) Horses shall be penalized for any unnecessary delay while approaching or negotiating the obstacles. Horses with artificial appearance over obstacles should be penalized.

(c) Horses must not be required to work on the rail. The course must be designed, however, to require each horse to show the three gaits (walk, jog, and lope) somewhere between obstacles as a part of its work, and quality of movement and cadence should be considered as part of the maneuver score. While on the line of travel between obstacles, the horse shall be balanced, carrying his head and neck in a relaxed, natural position, with the poll level with or slightly above the withers. The head should not be carried behind the vertical, giving the appearance of intimidation, or be excessively nosed out, giving a resistant appearance. Gait between obstacles shall be at the discretion of the judge.

(d) The course to be used must be posted at least one hour before scheduled starting time of the class.

(e) Scoring will be on the basis of 0-infinity, with 70 denoting an average performance. Each obstacle will receive an obstacle score that should be added or subtracted from 70 and is subject to a penalty that should be subtracted. Each obstacle will be scored on the following basis, ranging from plus 1 1/2 to minus 1 1/2: -1 1/2 extremely poor, -1 very poor, -1/2 poor, 0 correct, +1/2 good, +1 very good, +1 1/2 excellent. Obstacle scores are to be determined and assessed independently of penalty points. Penalties should be assessed per occurrence as follows:

(f) The following deductions will result:

One-half (1/2) Point

-Each tick of log, pole, cone, plant, or any component of the obstacle

One (1) Point

-Each bite of or hit of or stepping on a log, cone, plant or any component of the obstacle

-Incorrect or break of gait at walk or jog for two strides or less -Both front or hind feet in a single-stride slot or space

-Skipping over or failing to step into required space

-Split pole in lope-over

Three (3) Points

-Incorrect or break of gait at walk or jog for more than 2 strides

-Out of lead or break of gait at lope (except when correcting an incorrect lead)

-Knocking down an elevated pole, cone, barrel, plant, obstacle, or severely disturbing an obstacle.

-Stepping outside of the confines of, falling or jumping off or out of obstacle with one foot once the foot has entered obstacle; including missing one element of an obstacle on a line of travel with one foot

Five (5) Points

-Dropping slicker or object required to be carried on course

-First or second cumulative refusal, balk, or evading an obstacle by shying or backing

-Letting go of gate or dropping rope gate

-Use of either hand to instill fear or praise

-Stepping outside the confines of, falling or jumping off or out of an obstacle with more than one foot once the foot has entered obstacle; including missing one element of an obstacle on a line of travel with more than one foot

-Blatant disobedience (including kicking out, bucking, rearing, striking)

-Faults, which occur on the line of travel between obstacles, scored according to severity:

(1) head carried too high

(2) head carried too low (tip of ear below the withers)

(3) over-flexing or straining neck in head carriage so the nose is carried behind the vertical

(4) excessive nosing out

(5) opening mouth excessively

Disqualified 0 – Score

-Use of two hands (except in snaffle bit or hackamore classes designated for two hands) or changing hands on reins; except for junior horses shown with hackamore or snaffle bit, only one hand may be used on the reins, except that it is permissible to change hands to work an obstacle as outlined

-Use of romal other than as outlined

-Performing the obstacle incorrectly or other than in specified order

-No attempt to perform an obstacle

-Equipment failure that delays completion of pattern

-Excessively or repeatedly touching the horse on the neck to lower the head

-Entering or exiting an obstacle from the incorrect side or direction

-Working obstacle the incorrect direction; including overturns of more than ¼ turn

-Riding outside designated boundary marker of the arena or course area

-Third cumulative refusal, balk, or evading an obstacle by shying or backing

-Failure to ever demonstrate correct gait between obstacles as designated

-Failure to follow the correct line of travel between obstacles

-Faults that occur on the line of travel between obstacles, which will be cause for disqualification, except in novice amateur or novice youth classes, which shall be faults scored according to severity:

(1) head carried too low (tip of ear below the withers consistently)

(2) over-flexing or straining neck in head carriage so the nose is carried behind the vertical consistently

(g) Management, when setting courses, should keep in mind that the idea is not to trap a horse, or eliminate it by making an obstacle too difficult. All courses and obstacles are to be constructed with safety in mind so as to eliminate any accidents. If difficult courses are set, novice trail should be less difficult. When the distances and spaces are

measured between all obstacles, the inside base to inside base measurement of each obstacle considering the normal path of the horse, should be the measuring point. Enough space must be provided for a horse to jog [at least 30 feet (9 meters)] and lope [at least 50 feet (15 meters)] for the judges to evaluate these gaits.

(h) "If disrupted, the course shall be reset. In the case that an obstacle is used in combination, the obstacle cannot be reset until the contestant finishes the entire obstacle."

(i) At least six obstacles must be used, three of which must be from the mandatory list of obstacles and at least three others selected from the list of optional obstacles.

(j) Mandatory obstacles:

(1) Opening, passing through and closing gate. (Losing control of gate is to be penalized.) Use a gate which will not endanger horse or rider. If the gate has a metal, plastic or wooden support bar under the opening, contestants must work the gate moving forward through it.

(2) Ride over at least four logs or poles. These can be in a straight line, curved, zigzag or raised. The space between the logs is to be measured and the path the horse is to take should be the measuring point. All elevated elements must be placed in a cup, notched block, or otherwise secured so they cannot roll. The height should be measured from the ground to the top of the element. Spacing for walkovers, trotovers, and lopeovers should be as follows or increments thereof.

(A) The spacing for walkovers shall be 20" to 24" (40cm to 60 cm) and may be elevated to 12" (30 cm). Elevated walkovers should be set at least 22" (55 cm) apart.

(B) The spacing for trotovers shall be 3' to 3'6" (90 cm-105 cm) and may be elevated to 8" (20 cm).

(C) The spacing for lopeovers shall be 6' to 7' (1.8 to 2.1 meters) or increments thereof, and may be elevated to 8" (20 cm).

(3) Backing obstacle. Backing obstacles to be spaced a minimum of 28" (70 cm). If elevated, 30" (75 cm) spacing is required. Entrants cannot be asked to back over a stationary object such as a wooden pole or metal bar.

(A) Back through and around at least three markers.

(B) Back through L, V, U, straight or similar-shaped course. May be elevated no more than 24" (60 cm).

(k) Optional obstacles, but not limited to:

(1) Water hazard (ditch or small pond). No metal or slick bottom-boxes will be used.

(2) Serpentine obstacles at walk or jog. Spacing to be minimum of 6' (1.8 meters) for jog.

(3) Carry object from one part of arena to another. (Only objects which reasonably might be carried on a trail ride may be used.)

(4) Ride over wooden bridge. (Suggested minimum width shall be 36"

(90 cm) wide and at least six feet long). Bridge should be sturdy, safe and negotiated at a walk only.

(5) Put on and remove slicker.

(6) Remove and replace materials from mailbox.

(7) Side pass (may be elevated to 12" (30 cm) maximum).

(8) An obstacle consisting of four logs or rails, each 5' to 7' (1.5 to 2.1 meters) long, laid in a square. Each contestant will enter the square by riding over log or rail as designated. When all four feet are inside the square, rider should execute a turn, as indicated, and depart.

(9) Any other safe and negotiable obstacle which could reasonably be expected to be encountered on a trail ride and meets the approval of the judge may be used.

(10) A combination of two or more of any obstacle is acceptable.

(l) Unacceptable obstacles:

(1) Tires

(2) Animals

(3) Hides

(4) PVC pipe

(5) Dismounting

(6) Jumps

(7) Rocking or moving bridges

(8) Water box with floating or moving parts

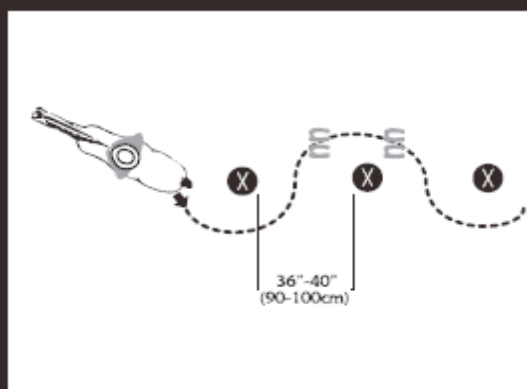
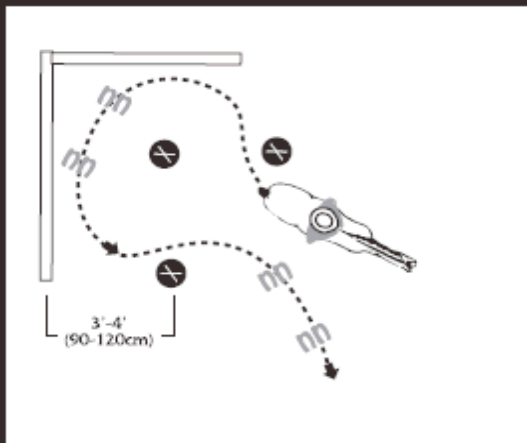
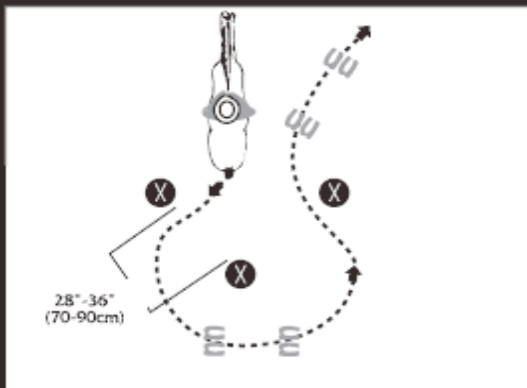
(9) Flames, dry ice, fire extinguisher, etc.

(10) Logs or poles elevated in a manner that permits such to roll

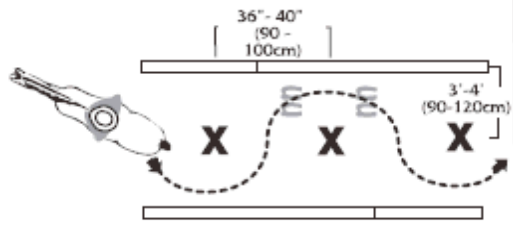
(11) Ground ties

(m) The judge must walk the course and has the right and duty to alter the course in any manner. The judge may remove or change any obstacle he deems unsafe or non-negotiable. If at any time a trail obstacle is deemed to be unsafe by the judge, it shall be repaired or removed from the course. If it cannot be repaired and horses have completed the course, the score for that obstacle shall be deducted from all previous works for that class.

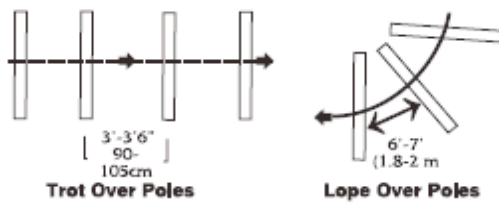
Back Through and Around Three Markers



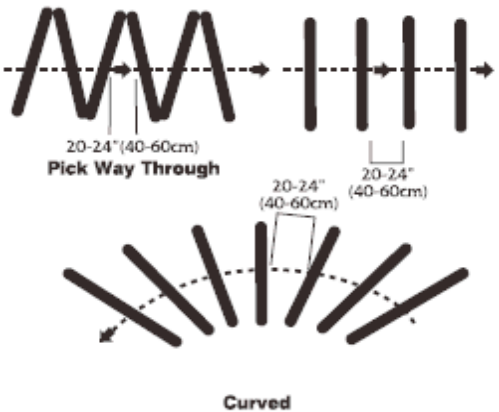
Back Through and Around Three Markers



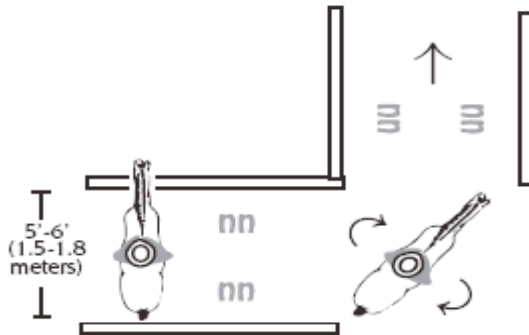
Trot Overs, Lope Overs



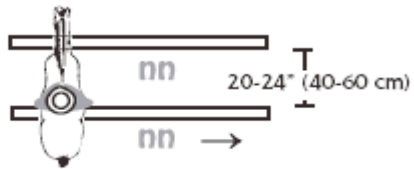
Walk Overs



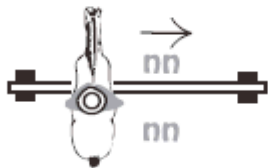
Variations of Sidepass



SIDEPASS RIGHT, TURN RIGHT
SIDEPASS LEFT

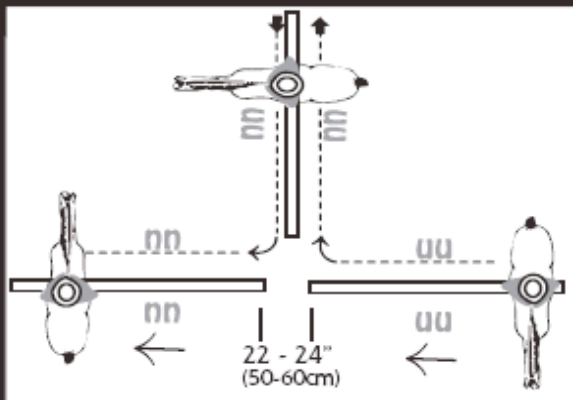


FRONT FEET INSIDE OR
BACK FEET INSIDE

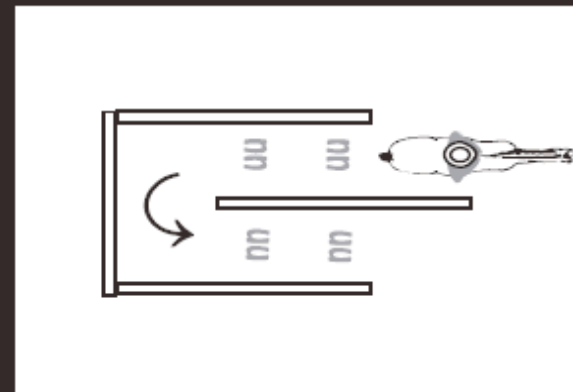
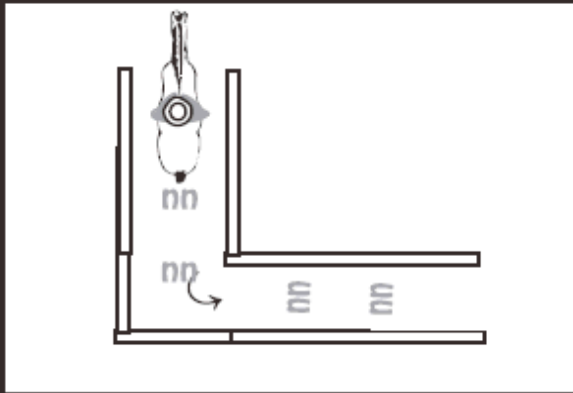


RAISED OBJECT
no more than 12" (30 cm)

Variations of Sidepass

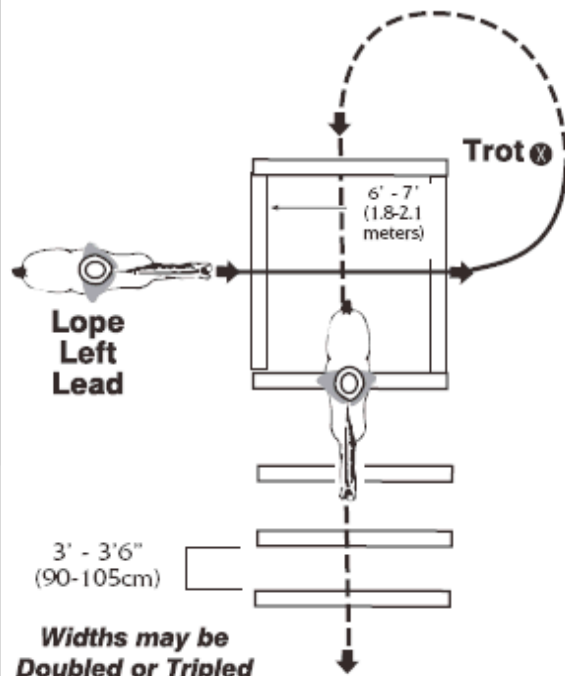


Variations of L Back Through



Trot Overs, Lope Overs & Walk Overs

Can use
Walk Overs, Trot Overs
& Lope Overs in One Class



*Widths may be
Doubled or Tripled
to allow for more
than one stride
between poles.*

131. WESTERN RIDING HORSE

Western Riding is neither a stunt nor a race, but it should be performed with reasonable speed. It is the performance of a sensible, well-mannered free and easy moving horse. The horse will be judged on quality of gaits, change of leads, response to the rider, manners, disposition and intelligence.

Credit shall be given with an emphasis placed on smoothness, even cadence of gaits (i.e. starting and finishing pattern with the same cadence), and horse's ability to change leads precisely and easily rear and front at the centre point between markers. The horse should have a relaxed head carriage showing response to the rider's hands, with a moderate flexion at the poll. The horse should cross the log both at the jog and the lope without breaking gait or radically changing stride.

1. The following pattern and routine is prescribed. It is essential that judge and exhibitors adhere to it.
2. The small circles represent markers (barrels, kegs or standards recommended). These should be separated by a uniform measured distance of not less than thirty (30) feet no more than fifty (50) feet on the side with five markers (see diagram). **It is recommended that markers be set a minimum of 15' from the fence.** The judge is responsible for correctness of the pattern.
3. The rectangle represents an obstacle (one small log recommended), minimum of eight feet in length.
4. Scoring will be on a basis of 0 - 100 with 70 denoting an average performance.
5. Scoring guidelines to be considered: points will be added or subtracted from the manoeuvres on the following basis, ranging from plus 1 point to minus 1 point: +1, excellent; +½, good; 0, average; -½, poor; and -1, very poor.
6. The manoeuvres are as follows:
 - a. Walk
 - b. Transition to jog/log,
 - c. Transition to lope/lope,
 - d. Line (side) lead changes
 - e. Crossing lead changes
 - f. Lope log

- g. Crossing lead changes
- h. Lope/stop/back minimum of 10 feet
- i. Overall pattern accuracy and smoothness (-2 to +2).

Scoring guidelines to be considered: points will be added or subtracted from the maneuvers on the following basis, ranging from plus 1.5 to minus 1.5: -1.5 extremely poor, -1 very poor, - .5 poor, 0 average, +.5 good, +1 very good, +1.5 excellent. Maneuver scores are to be determined independently of penalty points.

A contestant shall be penalized each time the following occur:

Five (5) points

- (1) Out of lead beyond the next designated change area (note: failures to change, including cross-cantering. Two consecutive failures to change would result in two five point penalties).
- (2) blatant disobedience including kicking out, biting, bucking and rearing

Three (3) points

- (1) not performing the specific gait (jog or lope) or not stopping when called for in the pattern, within 10 feet (3 meters) of the designated area
- (2) simple change of leads
- (3) out of lead at or before the marker prior to the designated change area or out of lead at or after the marker after the designated change area
- (4) additional lead changes anywhere in pattern (except when correcting an extra change or incorrect lead)
- (5) in pattern one and three failure to start the lope within 30 feet (9 meters) after crossing the log at the jog
- (6) break of gait at walk or jog for more than two strides
- (7) break of gait at the lope

One (1) point

- (1) hitting or rolling log
- (2) out of lead more than one stride either side of the center point and between the markers
- (3) splitting the log (log between the two front or two hind feet) at the lope
- (4) break of gait at the walk or jog up to two strides

One-half (1/2) point

- (1) tick or light touch of log
- (2) hind legs skipping or coming together during lead change
- (3) non-simultaneous lead change (Front to hind or hind to front)

Disqualified - 0 score

- (1) illegal equipment

- (2) willful abuse
- (3) off course
- (4) knocking over markers
- (5) completely missing log
- (6) major refusal - stop and back more than 2 strides or 4 steps with front legs
- (7) major disobedience or schooling
- (8) failure to start lope prior to end cone in pattern #1
- (9) overturn of more than 1/4 turn

Credits

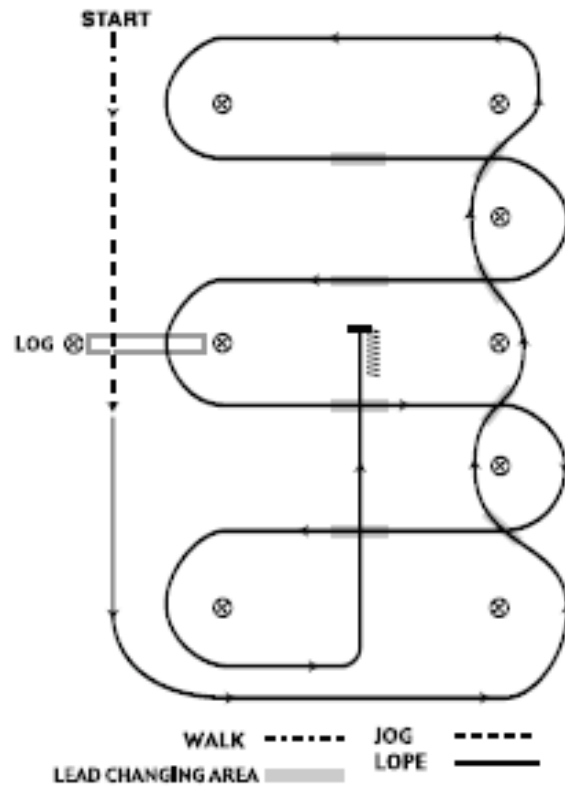
- (1) changes of leads, hind and front simultaneously
- (2) change of lead near the center point of the lead change area
- (3) accurate and smooth pattern
- (4) even pace throughout
- (5) easy to guide and control with rein and leg
- (6) manners and disposition
- (7) conformation and fitness

The following characteristics are considered faults and should be judged accordingly in maneuver scores

- (1) opening mouth excessively
- (2) anticipating signals
- (3) stumbling
- (4) head carried too high
- (5) head carried too low (tip of ear below the withers)
- (6) over-flexing or straining neck in head carriage so the nose is carried behind the vertical
- (7) excessive nosing out

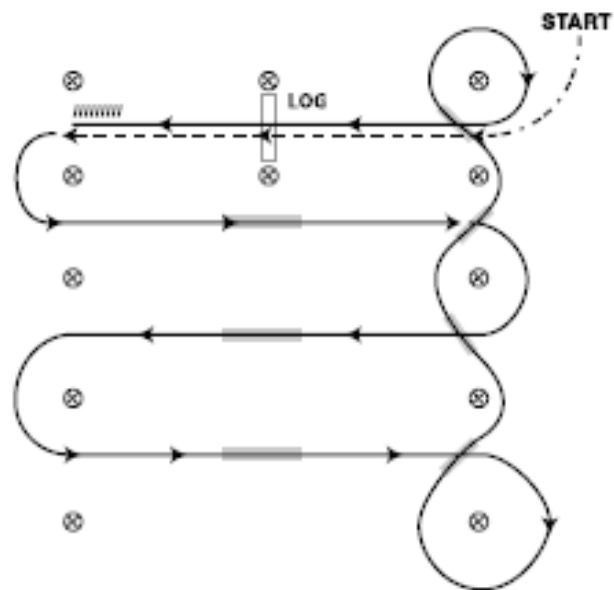
131A. WESTERN RIDING PATTERNS

WESTERN RIDING PATTERN I



1. Walk at least 15' & jog over log
2. Transition to left lead & lope around end
3. First line change
4. Second line change
5. Third line change
6. Fourth line change lope around the end of arena
7. First crossing change
8. Second crossing change
9. Lope over log
10. Third crossing change
11. Fourth crossing change
12. Lope up the center, stop & back

WESTERN RIDING PATTERN II



WALK - - - - - JOG - - - - -
 LEAD CHANGING AREA [shaded box] LOPE ———

1. Walk, transition to jog, jog over log
2. Transition to the lope, on the left lead
3. First crossing change
4. Second crossing change
5. Third crossing change
6. Circle & first line change
7. Second line change
8. Third line change
9. Fourth line change & circle
10. Lope over log
11. Lope, stop & back

132. VERSATILITY CLASS

Two handlers are allowed in the ring for tack changes. Maximum 2 riders. See W.H.A.O. General Rules for each class clarification.

Horses to be judged for Hunter under Saddle, then Western Pleasure and Barrel Race. No horse may leave the ring once the class starts unless instructed by the judge. Each segment to be judged as an individual class and the horse with the best average to be the winner.

133. COMMAND CLASS

The Command Class is a competition which exhibits the abilities of a well trained, responsive performance horse. Exhibitors can show in either Western or English attire.

1. Entries are eliminated, one at a time at the discretion of the Judge as commands are not executed correctly. At no time are horses to be judged individually or one at a time to decide the class. At no time are obstacles to be used to decide the class. At no time are ring stewards allowed to partake in the judging or placing of the class. The command to stop from the lope or hand gallop can be given only once in each direction.
2. Suggested commands are as follows: stop, jog, lope, reverse (at any gait), back up, 360 degree turn on the haunches, 180 degree turn on the forehand, side pass (left and right), counter canter, dismount, mount, reverse flying change of leads (no more than 8 horses), reverse simple change of leads (no more than 8 horses), roll back, walk, etc.
3. Examples of eliminations are as follows: failure to execute the command correctly, wrong leads, disunited, excessive speed, breaking gait, hanging up or turning sideways at the back up, circling for better position without being commanded to do so, moving when stopped, moving when mounting or dismounting, etc. At the Judge's discretion entries may be eliminated for poor execution of the command, i.e. taking too long to execute transition from one gait to another, horse opening mouth excessively at the back up, etc.

134. REINING CLASS

Either of the two (2) WHAO-approved reining patterns may be used and is to be selected by the judge of the class and used by all contestants in

the class.

(b) Each contestant will perform the required pattern individually and separately. All horses will be judged immediately upon entering the arena. Any fault incurred prior to the commencement of a pattern will be scored accordingly.

(c) To rein a horse is not only to guide him, but also to control his every movement. The best reined horse should be willingly guided or controlled with little or no apparent resistance and dictated to completely. Any movement on his own must be considered a lack of control. All deviations from the exact written pattern must be considered a lack of or temporary loss of control, and therefore faulted according to severity of deviation. Credit will be given for smoothness, finesse, attitude, quickness and authority in performing the various maneuvers while using controlled speed.

(d) Scoring will be on the basis of 0-Infinity, with 70 denoting an average performance. The individual maneuvers are scored in 1/2 point increments from a low of -1 1/2 to a high of +1 1/2 with a score of 0 denoting a maneuver that is correct with no degree of difficulty.

(e) The following will result in no score:

(1) Abuse of an animal in the show arena and/or evidence that an act of abuse has occurred prior to or during the exhibition of a horse in competition;

(2) Use of illegal equipment, including wire on bits, bosals or curb chains;

(3) Use of illegal bits, bosals or curb chains; when using a snaffle bit, optional curb strap is acceptable; however, curb chains are not acceptable.

(4) Use of tack collars, tie downs or nose bands;

(5) Use of whips or bats;

(6) Use of any attachment which alters the movement of or circulation to the tail;

(7) Failure to provide horse and equipment to the appropriate judge for inspection;

(8) Disrespect or misconduct by the exhibitor

(9) Closed reins are not allowed except as standard romal reins.

(f) Excess rein may be straightened at any place a horse is allowed to be completely stopped during a pattern; rider's free hand may be used to hold romal in the normal fashion.

(g) The following will result in a score of 0:

(1) Use of more than index or first finger between reins;

(2) Use of two hands (exception in Junior, Snaffle Bit, or Hackamore classes designated for two hands) or changing hands;

(3) Use of romal other than as outlined;

(4) Failure to complete pattern as written;

(5) Performing the maneuvers other than in specified order;

(6) The inclusion of maneuvers not specified, including, but not limited to

- (A)** Backing more than 2 strides
- (B)** Turning more than 90 degrees
- (7)** Equipment failure that delays completion of pattern; including dropping a rein that contacts the ground while horse is in motion.
- (8)** Balking or refusal of command where performance is delayed;
- (9)** Running away or failing to guide where it becomes impossible to discern whether the entry is on pattern;
- (10)** Jogging in excess of one-half circle or one-half the length of the arena;
- (11)** Overspins of more than 1/4 turn;
- (12)** Fall to the ground by horse or rider neither a no score nor a 0 are eligible to place in a go round or class, but a 0 may advance in a multi-go event while a no score may not.
- (h)** The following will result in a reduction of five points:
 - (1)** Spurring in front of cinch;
 - (2)** Use of either hand to instill fear or praise;
 - (3)** Holding saddle with either hand;
 - (4)** Blatant disobediences including kicking, biting, bucking, rearing and striking.
- (i)** The following will result in a reduction of two points:
 - (1)** Break of gait;
 - (2)** Freeze up in spins or rollbacks;
 - (3)** On walk-in patterns, failure to stop or walk before executing a canter departure.
 - (4)** On run-in patterns, failure to be in a canter prior to the first marker.
 - (5)** If a horse does not completely pass the specified marker before initiating a stop position.
- (j)** Starting or performing circles or eights out of lead will be judged as follows:

Each time a horse is out of lead, a judge is required to deduct one point. The penalty for being out of lead is accumulative and the judge will deduct one penalty point for each quarter of the circumference of a circle or any part thereof that a horse is out of lead. A judge is required to penalize a horse one-half point for a delayed change of lead by one stride where the lead change is required by the pattern description.
- (k)** Deduct 1/2 point for starting circle at a jog or exiting rollbacks at a jog up to two strides. Jogging beyond two strides, but less than 1/2 circle or 1/2 the length of the arena, deduct two points.
- (l)** Deduct 1/2 point for over or under spinning up to one eighth (1/8) of a turn; deduct one (1) point for over or under spinning from one-eighth to one-fourth (1/8 to 1/4) turn.
- (m)** A 1/2 point penalty deduction will be given for failure to remain a minimum of 20 feet (6 meters) from the wall or fence when approaching a stop and/or rollback.
- (n)** In patterns requiring a run-around, failure to be on the correct lead

when rounding the end of the arena will be penalized as follows:
for 1/2 the turn or less, one (1) point; for more than 1/2 turn, two (2) points.

(o) Faults against the horse to be scored accordingly, but not to cause disqualification:

- (1)** Opening mouth excessively when wearing bit;
- (2)** Excessive jawing, opening mouth or head raising on stop;
- (3)** Lack of smooth, straight stop on haunches-bouncing or sideways stop;
- (4)** Refusing to change leads;
- (5)** Anticipating signals;
- (6)** Stumbling;
- (7)** Backing sideways;
- (8)** Knocking over markers.

(p) Faults against the rider to be scored accordingly, but not to cause disqualification:

- (1)** Losing stirrup;
- (2)** Failure to run circles or figure eights within the markers is not considered a fault depending on arena conditions and size; however, failure to go beyond markers on rollbacks and stops is considered a fault.

(q) A show may have up to three approved reining classes.

(1) If three reining classes are to be held at a show, they shall be the following:

- (A)** Senior reining shown with bit;
- (B)** Junior reining shown with bit;
- (C)** Hackamore/snaffle bit reining (5 years old and younger, shown with hackamore or snaffle bit);

(1) No horse may be entered in both junior bit and hackamore/ snaffle bit reining classes at the same show.

(2) If two reining classes are to be held at a show, they shall be the following:

- (A)** Senior reining shown with bit;
- (B)** Junior reining shown with either bit, hackamore or snaffle bit at the discretion of the exhibitor.

(3) If only one reining class is to be held at a show, it shall be the following:

(A) Reining-all ages - horses 6 years old and older must be shown in bit; horses 5 years old and younger may be shown in either bit, hackamore or snaffle bit at the discretion of the exhibitor.

(r) While horse is in motion, rider's hands shall be clear of horse and saddle.

Pattern A

Prior to starting the pattern, the rider will indicate to the judge whether he/she will be executing the pattern with two spins or four spins. Rider must finish the pattern as he/she started it.

Beginning at the centre of the arena facing the left wall:

1. Beginning on the left lead, complete two circles to the left: the first circle large and fast, the second circle small and slow. Stop at the centre of the arena.
2. Complete two (2) or four (4) spins to the left. Hesitate.
3. Beginning on the right lead, complete two circles to the right: the first circle large and fast, the second circle small and slow. Stop at the centre of the arena.
4. Complete two (2) or four (4) spins to the right. Hesitate.
5. Beginning on the left lead, run a large fast circle to the left changing leads at the centre of the arena, run a large fast circle to the right, and change leads at the centre of the arena.
6. Continue around the previous circle to the left, but do not close this circle. Continue up the right side of the arena staying at least twenty feet from the wall or fence, past the centre marker do a sliding stop and do a right rollback. No hesitation.
7. Continue around bottom end of the arena, run straight down the left side of the arena staying at least twenty feet from the wall or fence, past the centre marker do a sliding stop and do a left rollback. No hesitation.
8. Continue around the bottom end of the arena, staying at least twenty feet from the wall or fence, run straight down the right side of the arena, past the centre marker, do a sliding stop. Back up at least ten feet. Hesitate to demonstrate completion of the pattern.

Rider must dismount and drop bridle to the designated judge.

Pattern B

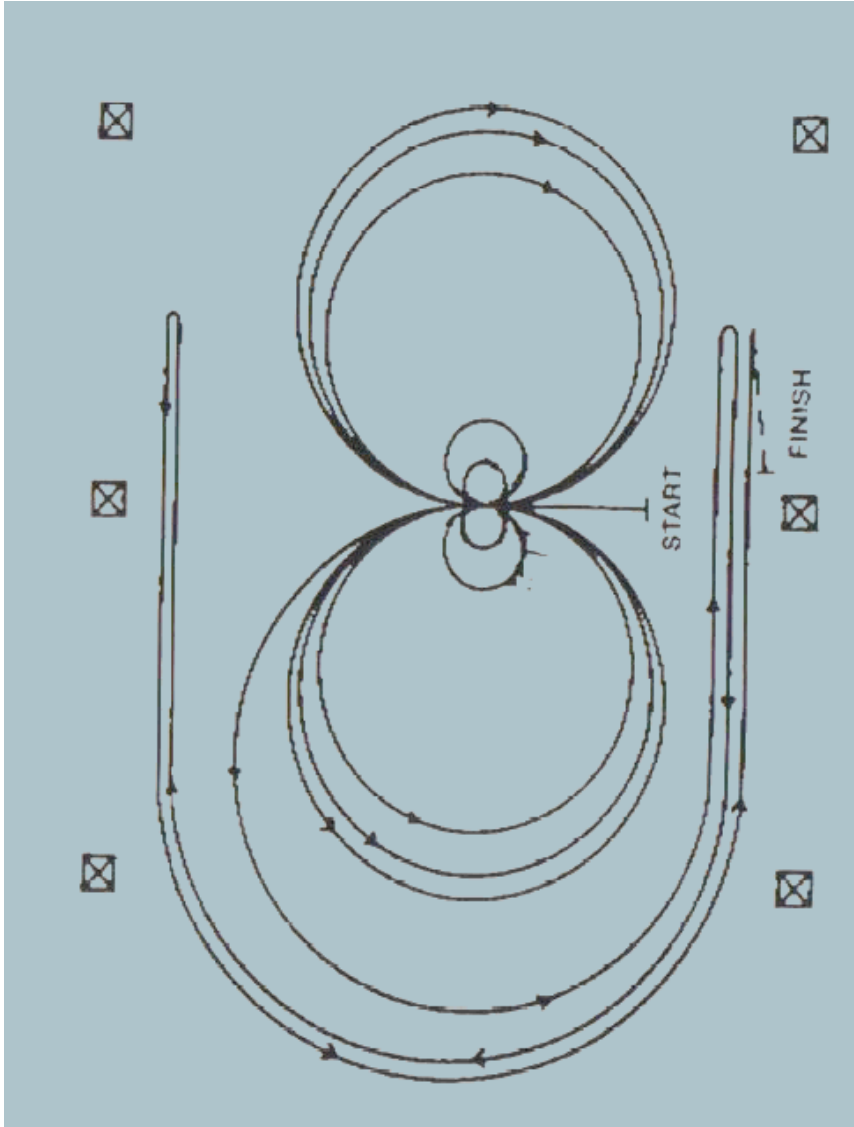
Prior to starting the pattern, the rider will indicate to the judge whether he/she will be executing the pattern with two spins or four spins. Rider must finish the pattern as he/she started it.

Beginning at the centre of the arena facing the left wall:

1. Complete two (2) or four (4) spins to the right. Hesitate.
2. Complete two (2) or four (4) spins to the left. Hesitate.
3. Begin on the left lead, complete three (3) circles to the left: the first large and fast, the second small and slow, the third large and fast. Change leads at the centre of the arena.
4. Complete three (3) circles to the right: the first large and fast, the second small and slow, the third large and fast. Change leads at the centre of the arena.
5. Begin a large fast circle to the left, but do not close this circle. Run up the right side of the arena past the centre marker and do a sliding stop and a right rollback at least 20 feet from the wall or fence. No hesitation.
6. Continue back around previous circle but do not close this circle. Run up left side of the arena past the centre marker and do a sliding stop and a left rollback at least 20 feet from the wall or fence. No hesitation.
7. Continue back around previous circle but do not close this circle. Run up right side of arena past the centre marker and do a sliding stop at least 20 feet from the wall or fence. Backup at least 10 feet. Hesitate to demonstrate completion of the pattern.

Rider must dismount and drop bridle to the designated judge.

Pattern B



135. ENGLISH PERFORMANCE RULES

136. PERSONAL APPOINTMENTS:

Exhibitors and Judges should bear in mind that, at all times, entries are being judged on ability rather than on personal attire. However, riders should wear coats of any tweed or melton for hunting (conservative wash jackets in season), breeches of traditional shades of buff, grey, rust or canary (or jodphurs), high English boots or jodphur shoes. Dark blue, black or brown hunting cap or black or brown derby is mandatory. Stock, tie or choker is required. Spurs of the unrowelled type, crops or bats optional. Hair must be neat and contained (as in net or braid). Judges must penalize contestants who do not conform.

137. TACK APPOINTMENTS:

Full bridle all with cavesson nosebands and plain leather brow bands. See Bits section for description on legal and illegal bits. Any deviation from regulation bits is prohibited.

Saddle: Hunting or forward seat; may have suede seat and/or suede insert or skirt.

138. OPTIONAL APPOINTMENTS:

Spurs of the unrowelled type, crops, bats, gloves or English breast plate, and braiding of mane and/or tail in hunt style are all optional.

139. PROHIBITED APPOINTMENTS:

Boots of any description, on the horse, draw reins, martingales or rowelled spurs. Artificial appliances are prohibited, as are western saddles.

140. ENGLISH PERFORMANCE CLASS RULES

141. HUNTER UNDER SADDLE

Hunter Under Saddle should be suitable to purpose. They should move in a long low frame and be able to lengthen their stride and cover ground, as in transversing hunt country following hounds. They should be obedient, alert and responsive to their riders. Quick, short strides should be penalized. Horses which move in an artificial frame and are over flexed and behind the bit should be penalized. Horses should be serviceably sound. Judges should emphasize free movement and

manners.

1. Horses to be shown under saddle, not to jump.
2. Horses to be shown at a walk, trot and canter both ways of the ring. Horses should back easily and stand quietly.
3. Horses may change directions at the flat-footed walk or the trot at the Judge's discretion. Light contact with the horse's mouth is recommended.
4. At the option of the Judge, all or just the top eight horses may be required to hand gallop, one or both ways of the ring. Never more than eight horses to hand gallop at one time. At the hand gallop, the Judge may ask group to halt and stand quietly on a free rein (loosened rein).
5. The following terminology shall apply in this class whenever a specific gait is called for:
 - a. Walk: forward, working walk, rhythmical and flat-foot; extremely slow or "jiggy" walk to be penalized.
 - b. Trot: long, low, ground-covering, cadenced and balanced strides. Smoothness more essential than speed. Extreme speed to be penalized. Excessive knee action to be penalized.
 - c. Canter: smooth, free moving, relaxed and straight on both leads. The stride should be suitable to cover ground following hounds. Over collected, four-beat canter to be penalized. Excessive speed to be penalized.
 - d. Hand Gallop: should be a definite lengthening of the stride with a noticeable difference in speed. The horse should be under control at all times and be able to pull up (not a sliding stop) and stand quietly.

142. ENGLISH EQUITATION

(a) General. Hunt seat equitation on the flat is an evaluation based on the ability of a rider to perform various maneuvers in harmony with his/her horse. The communication between horse and rider through subtle cues and aids should not be obvious. Equitation is judged on the

rider and his/her effect on the horse. Hunt seat equitation on the flat provides a base for a natural progression to over fence classes. The poll should be level with, or slightly above the withers, to allow proper impulsion behind. The head should not be carried behind the vertical, giving the appearance of intimidation, or be excessively nosed out, giving a resistant appearance.

(b) Pattern. It is mandatory that the judge post the pattern at least one hour prior to commencement of the class. The pattern should be designed so the majority of exhibitors can perform it in a reasonable length of time (under 60 seconds). All patterns must include a trot and canter. Horses' gaits are to be ridden with the same cadence and speed as you would find in the rail phase. All ties will be broken at the discretion of the judge.

(c) Class Procedure:

Exhibitors may be worked individually from the gate or they may all enter at once. **A running order is optional.** The entire class, or only the finalists, may work at all three gaits at least one direction of the arena **at the judge's discretion.** Rail work can be used to break ties and possibly adjust placings. Individual works may be compromised of any of the following:

Group #1: Walk, Sitting Trot, Extended Trot, Posting Trot, Canter, Circles, Figure 8, Halt, Back, Sidepass, Address Reins, Demonstrate Change of Diagonal.

Group #2: Serpentine (Trot or Canter), Turn on Haunches or Forehand, Leg-Yield, Flying or Simple Change of Lead.

Group #3: Canter and Hand Gallop in a straight or curved line, Counter-Canter Figure 8, Drop or Pick-up Irons without stopping, Dismount and Mount.

A turn on the forehand to the right is accomplished by moving haunches to the left. A forehand turn to the left is accomplished by moving haunches to the right. If riders are asked to drop their irons, they can leave them down or cross them over the withers. When performing a leg-yield, the horse should move forward and lateral in a diagonal direction with the horse's body straight with a slight flexion of the head in the opposite direction of lateral movement. When a horse yields to the right the head is slightly (just to see the eye of the horse) to the left. A horse yielding to the left the head is slightly flexed to the right.

(d) Basic Position:

(1) To mount, take up reins in left hand and place hand on withers. Grasp stirrup leather with right hand and insert left foot in stirrup and mount. To dismount, rider may either step down or slide down. The size of rider must be taken into consideration.

(2) Hands should be over and in front of horse's withers, knuckles thirty degrees inside the vertical, hands slightly apart and making a straight line from horse's mouth to rider's elbow. Method of holding reins is

optional, and bight of reins may fall on either side. However, all reins must be picked up at the same time.

(3) The eyes should be up and shoulders back. Toes should be at an angle best suited to rider's conformation; heels down, calf of leg in contact with horse. Iron should be on the ball of the foot and must not be tied to the girth.

THE WALK: Should be a 4-beat gait with the rider in a vertical position with a following hand.

THE POSTING TROT: Figure 8 at trot, demonstrating change of diagonals. At left diagonal, rider should be sitting the saddle when left front leg is on the ground; at right diagonal rider should be sitting the saddle when right front leg is on the ground; when circling clockwise at a trot, rider should be on left diagonal; when circling counter-clockwise, rider should be on right diagonal. The rider should close his/her hip angle to allow his/her torso to follow the horizontal motion of the horse. The upper body should be inclined about 20 degrees in front of the vertical.

SITTING TROT AND CANTER: At the sitting trot the upper body is only slightly in front of the vertical. At the canter the body should be positioned slightly more in front of the vertical. As the stride is shortened, the body should be in a slightly more erect position.

TWO-POINT POSITION: The pelvis should be forward, but relaxed, lifting the rider's weight off the horse's back and transferring the weight through the rider's legs. In this position the two points of contact between horse and rider are the rider's legs. Hands should be forward, up the neck, not resting on the neck.

HAND GALLOP: A three-beat, lengthened canter ridden in two-point position. The legs are on the horse's sides while the seat is held out of the saddle. When at the hand gallop, the rider's angulation will vary somewhat as the horse's stride is shortened and lengthened. A good standard at a normal hand gallop should be about 30 degrees in front of the vertical.

(A) Disqualifications (should not be placed) include:

- Failure by exhibitor to wear correct number in visible manner
- Willful abuse
- Excessive schooling or training
- Fall by horse or rider
- Illegal use of hands on reins
- Use of prohibited equipment

Faults, which will be cause for disqualification, which shall be faults, scored according to severity:

(a) Head carried too low (such that the poll is below the withers *consistently*).

(b) Over-flexing or straining neck in head carriage so the nose is carried behind the vertical *consistently*.

(B) Severe Faults in Overall Presentation of Exhibitor and Horse

(avoids disqualification but should be placed below other exhibitors that do not incur a severe fault) include:

- Touching horse
- Grabbing any part of the saddle
- Cropping or spurring in front of the shoulder

(C) Severe Faults of the Performance (avoids disqualification but should be placed below other exhibitors that do not incur a severe fault) include:

- Kicking at other horses, exhibitors or judge
- Severe disobedience or resistance by horse including, but not limited to, rearing, bucking or pawing.
- Head carried too high
- Head carried too low (such that the poll is below the withers)
- Over-flexing or straining neck in head carriage so the nose is carried behind the vertical
- Excessive nosing out
- Knocking over the cone or going off pattern

SUGGESTED SCORING

SCORING may be on a basis of 0-20 with 1/2 point increments acceptable, an approximate breakdown follows:

20: Excellent equitation including body position and use of aids. Pattern is performed promptly, precisely and smoothly.

18-19: Generally excellent performance with one minor fault in appearance and position of exhibitor or execution of the pattern (performance).

16-17: Generally good pattern execution and equitation with one minor fault in precision or execution of pattern (performance), or appearance and position of exhibitor.

14-15: Average pattern that lacks quickness or precision, or rider has obvious equitation flaws that prevent effective equitation, or commits two or three minor faults in the performance or appearance and position of exhibitor.

12-13: One major fault or several minor faults in the performance and/or appearance and position of exhibitor that precludes effective communication with the horse.

10-11: Two major faults or many minor faults in the performance or appearance and position of exhibitor.

6-9: Several major faults or one severe fault in the performance, or appearance and position of exhibitor. Exhibitor demonstrates a complete lack of riding ability or commits a severe fault in the performance or appearance and position of exhibitor.

1-5: Exhibitor commits one or more severe faults in the performance, or appearance and position of exhibitor, but does complete the class and avoids disqualification.

143. WORKING HUNTER

A hunter course shall be any course which management deems a fair test of a hunter. Judges are responsible for correctness of each course after it has been set and shall call the show committee's attention to any errors that would tend to result in unfair or inappropriate courses.

Course or Arena Arrangement:

1. Minimum of four obstacles. Horses to jump a minimum of eight fences. One change of direction is mandatory.
2. Obstacles which may be used:
 - a. Fences shall simulate obstacles found in the hunting field, such as natural looking post and rail, brush, walls, coops and ascending oxers (not square). Triple bar and hogsback are prohibited. Striped poles are not recommended; PVC poles used as rails are not permitted.
3. The top element of all fences must be securely placed so that a slight rub will not cause a knockdown.
4. Distance between fences is recommended to be in 12-foot (3.5 meters) increments with the exception of some combinations:
 - a. one stride in and out, 24-26 feet (7 meters)
 - b. two strides in and out, 36 feet (11 meters)
 - c. three strides, 48 feet (14.5 meters);
5. Minimum height for junior horses, youth and amateur classes must be three feet (90 cm), with a maximum of three feet three inches (1 meter)
6. Heights for senior horses must be a minimum of three feet three inches (1 meter), with a maximum of three feet nine inches (1.15 meters).
7. All-ages must be a minimum of three feet (90 cm) with a maximum of three feet six inches (110 cm).

8. A variation of 3 inches (75 mm) in fence height, lower than official heights listed, may be instituted if show management and the judge feel circumstances warrant, i.e., footing, weather, etc.
9. The use of wings on obstacles in hunter classes is recommended; standards made of PVC material must be anchored or properly secured.
10. Jump standards with hole heights at 3 inch (75mm) intervals with jump cups are recommended.

Scoring:

1. To be judged on manners, way of going and style of jumping. Horses shall be credited with maintaining an even hunting pace that covers the course with free-flowing strides. Preference will be given to horses with correct jumping style that meet fences squarely, jumping at the centre of fence.
2. Judges shall penalize unsafe jumping and bad form over fence, whether touched or untouched, including twisting. Incorrect leads around the ends of the course or cross-cantering shall be penalized, as well as excessive use of crop. In and outs (one or two strides) shall be taken in the correct number of strides or be penalized. Any error which endangers the horse and/or its rider,
3. Particularly refusals or knockdowns shall be heavily penalized.
4. Scoring shall be on a basis of 0-100, with an approximate breakdown as follows:
 - a. 90-100: an excellent performer and good mover that jumps the entire course with cadence, balance and style.
 - b. 80-89: a good performer that jumps all fences reasonably well; an excellent performer that commits one or two minor faults.
 - c. 70-79: the average, fair mover that makes no serious faults, but lacks the style, cadence and good balance of the scoper horses; the good performer that makes a few minor faults.
 - d. 60-69: poor movers that make minor mistakes; fair or average movers that have one or two poor fences but no major faults or disobediences.

- e. 50-59: a horse that commits one major fault, such as a hind knockdown, refusal, trot, cross canter or drops a leg.
- f. 30-49: a horse that commits two or more major faults, including front knockdowns and refusals, or jumps in a manner that otherwise endangers the horse and/or rider.
- g. 10-29: a horse that avoids elimination but jumps in such an unsafe and dangerous manner as to preclude a higher score.

Elimination:

- a. A total of three disobediences which can include any of the following: Refusal, stop, run out, or extra circle.
- b. Jumping an obstacle before it is reset.
- c. Bolting from the arena.
- d. Off course.
- e. Deliberately addressing an obstacle.

General:

1. Circling once upon entering the ring is permissible.
2. After jumping the fence and prior to leaving the arena, the horse shall trot a small circle on a loose rein for soundness.
3. Horses shall not be requested to re-jump the course.
4. Manners shall be emphasized in youth and amateur classes.
5. When an obstacle is composed of several elements, any disturbance of these elements will be penalized; however, only a reduction in height of the top element shall be considered a knockdown.
6. In cases of broken equipment, the rider may either continue without penalty, or stop and correct the difficulty and be penalized the same as any loss of forward impulsion.
7. When an obstacle requires two or more fences (in and out), faults committed at each obstacle are considered separately. In case of a refusal or run out at one element, entry may re-jump the previous elements.

8. The course must be posted at least one hour before scheduled time of class.
9. It is mandatory that a schooling area with at least one practice jump or practice time in the arena be provided.
10. Schooling over obstacles in the ring or over any part of an outside course is permitted only at the time designated by show management.

144. HUNTER HACK

The hunter hack horse should move in the same style as a working hunter. The class will be judged on style over fences, even hunting pace, flat work, manners and way of going.

1. Horses are first required to jump two fences, two (2) feet to two (2) feet nine (9) inches. However, if the jumps are set on a line they are recommended to be in increments of 12 feet (3.5 meters) but adjusted to no less than two strides. A ground line is recommended for each jump.
2. Horses being considered for an award are then to be shown at a walk, trot and canter both ways of the ring with light contact.
3. At the discretion of the judge, contestants may be asked to hand gallop, pull up or back and stand quietly following the last fence.
4. When necessary to split large classes by running more than one go-round, finalists must both be re-jumped and reworked on the flat.
5. Placing for the class shall be determined by allowing a minimum of 70% for individual fence work and a maximum of 30% for work on the flat.
6. Faults over fences will be scored as in working hunter class. Horses eliminated in over fence portion of the class shall be disqualified.
7. Faults (to be scored accordingly, but not necessarily cause disqualification during the rail work) include:
 - a. Being on wrong lead and/or wrong diagonal at the trot
 - b. Excessive speed (any gait)
 - c. Excessive slowness (any gait)
 - d. Breaking gait
 - e. Failure to take gait when called
 - f. Head carried too low or too high

- g. Nosing out or flexing behind the vertical
- h. Opening mouth excessively
- i. Stumbling

145. GENERAL RULES - TIMED EVENTS

1. In timed events, contestants must enter the ring wearing either a helmet or hat.
2. Any youth entering a timed event shall wear an approved ASTM protective headgear, properly secured, and must submit to show management a Parent or Guardian signature approving their participation in this particular event.
3. In any Games or Timed Event, any type of humane bit or hackamore may be used. A Tie down may be used in games classes. A halter is not considered a tie down and must not be used as such.
4. No bare metal above the bit or hackamore shall be in contact with the horse. ***It will be at the judges discretion if the any padded metal is legal***
5. In timed events, if there is show equipment breakdown (timer, etc.) and the contestant has a qualified run, the contestant will be allowed one (1) attempt at a qualified re-run. ***A qualified re-run is one in which the contestant receives a time.***
6. In all timed events, horses to have running start within ring. If not possible, horses to be allowed to run in and out of the ring. If a proper chute with a secure gate is available, exhibitors are permitted to run in and out of the ring.
7. In all timed events a minimum stopping distance of fifty (50) feet should be provided. When this cannot be provided in the ring, a run out chute, sixteen (16) feet wide, should be provided in the center of the end of the ring to allow horses a chance to stop.
8. Timing shall begin when the horse's nose reaches the starting line and will be stopped when the horse's nose passes over the finish line.
9. All distances in timed events must be measured with a tape measure when possible.

10. In all timed events knocking over timing standards or off course, constitutes a disqualification.
11. When using the electronic timer, starting line standards shall be placed 20 feet from the fence or extended out to the arena walls at the discretion of the Judge.
12. The use of riding crops (over and under) will be allowed in timed events.
13. Rider cannot use flagstuffs or excessive spurring etc., in or out of show ring. No spurring or whipping ahead of front cinch. These will constitute disqualification.
14. A Judge shall have the authority to require the removal or alteration of any piece of equipment.

146. CLASS RULES - TIMED EVENTS

147. DASH FOR CASH

1. One 45 Gallon Barrel is center at the far end of the arena at least 20 feet from the fence. Horse runs from starting line at opposite end of arena around the barrel, either direction, and back across start-finish line.
2. Knocking over barrel, no time.

148. CLOVERLEAF BARREL RACE

1. The course must be measured exactly. If the course is too large for the available space the pattern should be reduced five (5) feet at a time until the pattern fits the arena. Remember to leave adequate space between barrels and any obstacle. The distance from barrel number three (3) to the finish line need not be reduced five (5) feet at a time if there is sufficient room for the horse to stop. Brightly coloured 45 gallon steel drums with both ends enclosed should be used. ~~There shall be no rubber or plastic barrels or barrel pads used.~~ The course can also be reduced by five (5) feet at a time until the course is a suitable distance. (ie. If the pen is quite large, the course can be reduced)
2. Each barrel must be a minimum of twenty (20) feet from the outside edge of the show ring.

3. Refer to Pattern for course dimensions.

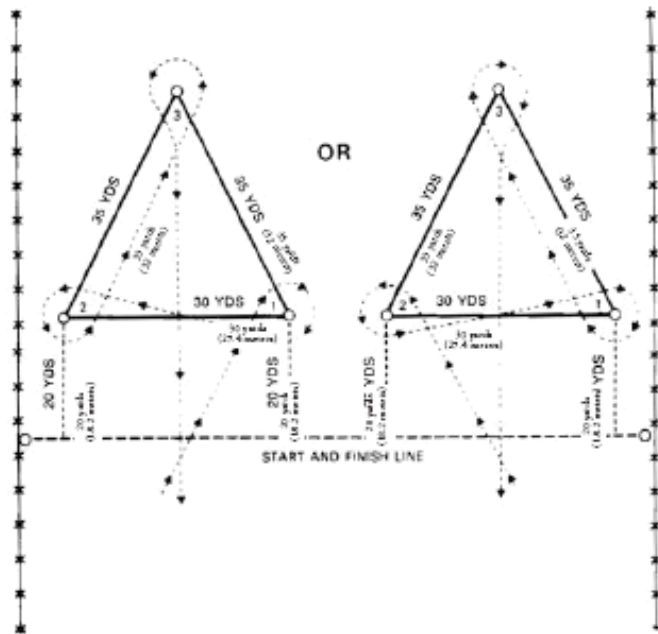
COURSE:

1. Running start, horse makes right turn around right barrel, left turn around left barrel, left turn around head barrel and back between base barrels and markers to cross finish line. **OR** left turn around left barrel, right turn around right barrel, right turn around head barrel and back between base barrel and markers to cross finish line.

2. Knocking over barrel, 5 second penalty.

See W.H.A.O. General Rules - Timed Events

CLOVERLEAF BARREL RACE PATTERN



149. POLE BENDING

Six poles (mounted on suitable bases) to be used. Poles to be six (6) feet in height and twenty-one (21) feet apart. First pole to be twenty-one

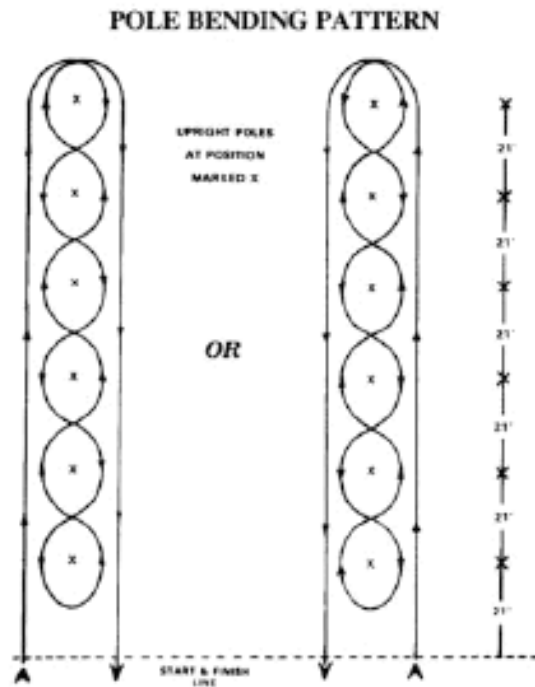
(21) feet from starting line. Horse enters and returns through markers or disqualified.

COURSE:

1. Running start. Rider races down one side of poles, reverses and proceeds through poles, reverses and proceeds through poles again, then reverses and races down other side to finish line. Rider may start on either side of poles.
2. Knocking over pole, 5 second penalty.

See W.H.A.O. General Rules - Timed Events

POLE BENDING PATTERN

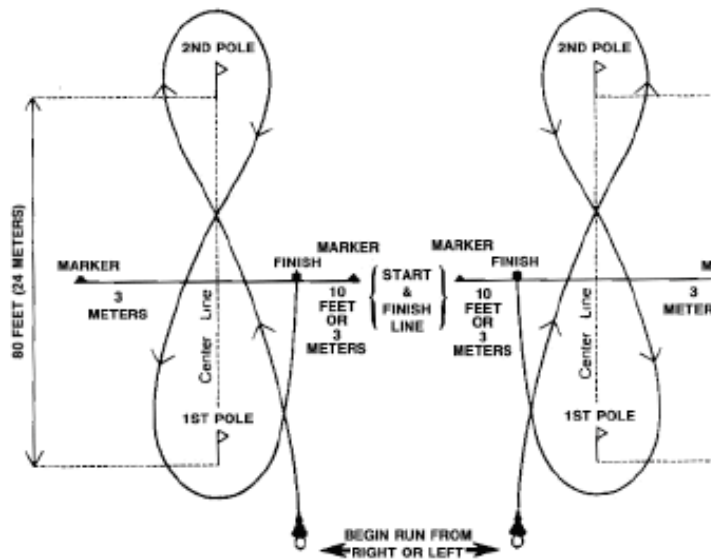


150. FIGURE 8 STAKE RACE

1. The contestant is allowed a running start. Timing shall begin as soon as horse's nose reaches the starting line and will be stopped when the horse's nose passes over the finish line. Start by crossing center line between the upright markers, run a figure 8 around upright markers, and finish by again crossing center line.
2. At the first pole, the contestant may go right or left, just so the figure 8 is run.
3. Upright markers are set forty feet on either side of the center line. Two upright markers will be placed on the starting line 20 feet apart (10 feet on each side of the mid-line). (N.B. see diagram below for pattern.)
4. If an upright marker is knocked down, there is a five (5) second penalty added. Off pattern is a disqualification.

See W.H.A.O. General Rules - Timed Events

FIGURE 8 STAKE RACE PATTERN



151. FLAG RACE

Rider races up one side of barrel, picks up flag, races around end marker, races back on opposite side of head barrel, deposits flag in barrel and runs across finish line. Rider may run a figure eight or straight down one side and back on the other. Flagstaff should be 8 - 10 inches above drum. A one inch hardwood dowel is preferred.

Disqualifications:

1. Flag not in barrel (flag must remain in barrel after all motion of the flag has stopped)
2. Knocking over flag barrel.
3. Dropping flag on ground.
4. Striking horse with flagstaff.
5. Off course.

Penalty:

1. Knocking over end barrel is a 5 second penalty.
2. Broken flag: See W.H.A.O. General Rules - Timed Events, "Equipment Failure".

152. KEYHOLE RACE

Measurements of Keyhole:

1. Entrance five (5) feet wide, ten (10) feet long into a circle twenty (20) feet in diameter.
2. One hundred fifty (150) feet from start to outer edge of circle.
3. Six (6) highly visible markers to be used for entrance, three on each side of the neck.
4. No lines between markers in the neck.
5. All boundary lines of the circle to be marked in lime, sawdust or shavings.

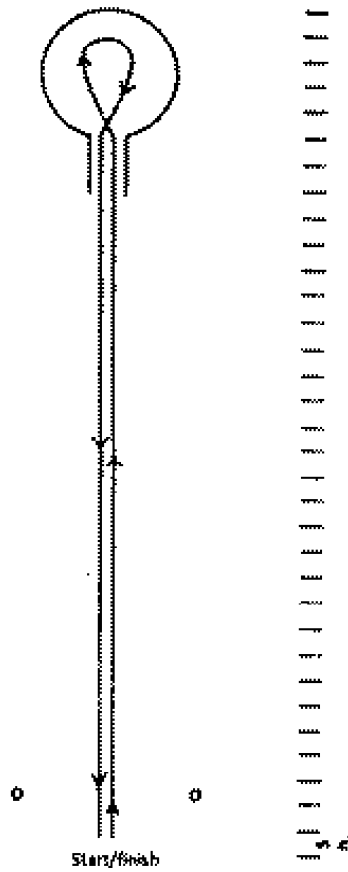
Course:

Running Start. Rider races to keyhole, turns within circle of the keyhole and returns through opening to finish line.

Disqualifications:

Horse stepping outside the line, knocking over marker, jumping markers or turning in neck of keyhole.

KEYHOLE RACE PATTERN



153. TEXAS SPEED & ACTION

Running start. Rider to race through square to barrels at end of arena, go around center barrel in either direction, race back to square, turn and go back to barrels and go around center barrel in opposite direction as taken the first time and race back through square and across finish line. Entire horse must be in square for turning.

Course: three barrels placed 4 feet apart parallel to end fence and at least 20 feet from fence and 150 feet from starting line. 4 poles mark the

corners of a 20 foot square with lead edge at starting line or close to it.

Disqualifications: Knocking over any barrel, stepping outside square

154. GENERAL RULES - PONY CLASSES

(See general rules for height requirements)

Ponies are allowed ***to be shown by a youth*** in the following classes: Youth Showmanship, Youth Trail, and all speed classes and must abide by the rules of each class. ***judges committee to figure out wording